

# S4C122E



Product Family	Refrigerator
Installation	Built-in
Category	One Door
Built-in niche	122
Reference width	Until 60 cm
Reference height	100 - 160 cm
Cooling type	Static
Defrost	Automatic for refrigerator, manual for freezer
Hinge type	Sliding
Hinge position	Right
Reversible door	Yes
EAN code	8017709337124



## Aesthetics

Aesthetic	Universale	Side colour	White
Colour	White	Logo	Silk screen
Material	Metal sheet	Door shelves profile color	White
Side material	Steel	Color of glass shelf profile	White

## Refrigerator compartment features



Number of compartments	1	Crisper Cover	Yes
Compartment types	Fruit and vegetable compartment	Type of crisper/vegetable drawers cover	Glass
No. of adjustable shelves	3	No. of lights refrigerator compartment	1
Number of fruit and vegetables drawers	1	Internal light in fridge	Yes
Type of adjustable shelves	Glass	Type of internal light (fridge)	LED
Type of crisper/vegetable drawers cover	Standard		

## Refrigerator Inner Door

No. of door shelves with transparent cover	1	No. of bottle shelves	1
--	---	-----------------------	---

Number of adjustable door shelves 2

## Other Refrigerator features

Accessories Egg tray


## Freezer compartment features

Internal freezer compartment Yes

## Other technical features

Type of temperature control	Electro-mechanical
No. of compressors	1
Refrigerant gas type	R600a
Type of compressor	Standard
Refrigerant Quantity (g)	38 g
Foam agent	Cyclopentane

## Performance / Energy Label - Reg. 2019

			
Annual energy consumption	146 kWh/a	Airborne acoustical noise emissions	35 dB(A) re 1 pW
Energy efficiency class	E	Temperature Rise Time	8,00 h
Airborne acoustical noise emission class	B	4 star - Freezing capacity	2,7 kg/24h
Total net volume	188 l	Climate class	SN, N, ST, T
Sum of the volumes of the frozen compartment(s)	14 l	EEL	100 %
Sum of the volumes of the chill compartment(s) and the unfrozen compartment(s)	174 l		

## Electrical Connection

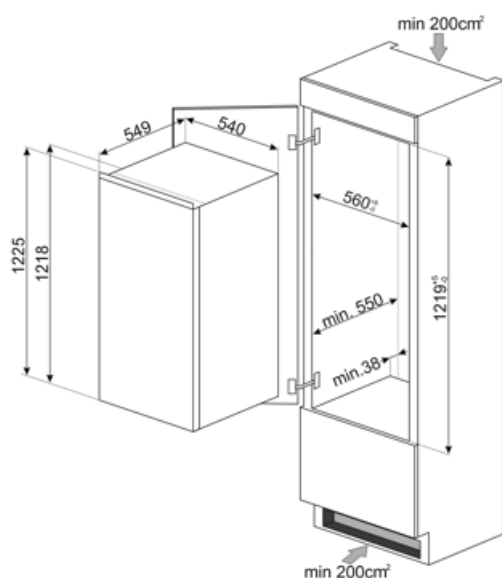
Electrical connection rating	130 W	Frequency (Hz)	50 Hz
Current	1 A	Power supply cable length	240 cm
Voltage (V)	230-240 V	Plug	(F;E) Schuko

## Logistic Information

Width	548 mm	Height	1218 mm
-------	--------	--------	---------

**Width of the built-in niche** 560 mm  
**Depth without handle** 549 mm  
**Depth of the built-in niche** 550 mm






**Height of the built-in niche** 1225 mm  
**Product width with maximum doors opening** 548 mm



---

## Symbols glossary

---

	4 stars freezing compartment for better food preservation.		The automatic defrost system works by automatically defrosting at regular intervals eliminating the need to defrost altogether.
	LED interior lighting: is a more energy efficient and long lasting way of illuminating the interior of the appliance.		Built-in niche
	Energy efficiency class E		