

S7220FNDP2C



Product Family	Freezers
Installation	Built-in
Built-In Niche	178
Category	Single door
Cooling type	No Frost
Hinge type	Door on door
Hinge position	Right
Reversible door	Yes



Aesthetics



Aesthetic	Universale	Side colour	White
Colour	White	Logo	Applied
Material	Steel	Drawers profile color	Silver
Side material	Stainless steel	Display	LED

Freezer compartment features



Internal light in freezer	Yes
Type of internal light (freezer)	LED light
Number of drawers	7
No. of compartments with flap	1

Other technical features










Freezer compartment accessories	Ice cube tray	Type of temperature control	Electronic
Functions display	Fast Freezing, Cooling timer	No. of compressors	1
Fast freezing button	Yes	Refrigerant gas type	R600a
Door open alarm	Yes		

Electrical Connection



Plug	(F;E) Schuko	Voltage	220-240 V
Electrical connection rating	80 W	Frequency (Hz)	50 Hz
Current	10 A	Power supply cable length	205 cm

Symbols glossary

	4 stars freezing compartment for better food preservation.		
	LED display: to show programmes, functions and options selected and the time to the end of the cycle.		Fast freezing: The fast freezing function brings the temperature of the compartment down when activated a few hours prior to usage.
	LED interior lighting: is a more energy efficient and long lasting way of illuminating the interior of the appliance.		Built-in niche
	No Frost: The No Frost and Frost free systems prevent ice from forming so that no defrosting is required.		

Benefit (TT)

No-Forst Cooling System

The No Frost system prevents the formation of ice and contributes to better preservation of food in the refrigerator

Door-on-door Hinge

Fixed hinges, otherwise known as door-on-door hinges, directly connects the cabinet door to the appliance door

The cabinet door will not be attached to the rest of the cabinetry. Instead, it will be completely attached to the appliance door. Therefore, the appliance door will be bearing the weight of the cabinet door. This type of fitting is often sturdier than a sliding hinge fitting, and can give you a sleeker finish.

Reversible Door

Reversible door ensures flexible installation and space optimisation

Internal illumination

Interior lighting for perfect visibility of the drawers in the freezer compartment

Climatic Class

Climatic class SN-T makes the appliance suitable for working at room temperature between 10 °C and 43 °C (50 °F ~ 109 °F)

R600a Refrigerant Gas

Environmentally friendly R600a refrigerant gas contributes to rapid cooling with lower energy consumption