

S8L1721E



Product Family	Refrigerator
Installation	Built-in
Category	One Door
Built-in niche	178
Reference width	Until 60 cm
Reference height	160 - 200 cm
Cooling type	Fan assisted
Hinge type	Sliding
Kitchen panel	Not supplied
Hinge position	Right
Reversible door	Yes
EAN code	8017709337070



Aesthetics



Aesthetic	Universale	Logo	Silk screen
Colour	White	Door shelves profile color	Silver
Design	Flat	Drawers profile color	Silver
Material	Metal sheet	Color of glass shelf profile	Chrome
Side material	Steel	Display	LED
Side colour	White	Display porition	Interno (cella frigo)

Refrigerator compartment features



No. of adjustable shelves	5	Type of crisper/vegetable drawers cover	Glass
Number of fruit and vegetables drawers	1	No. of lights refrigerator compartment	1
Type of adjustable shelves	Glass	Internal light in fridge	Yes
Type of crisper/vegetable drawers cover	On sliding rails	Type of internal light (fridge)	LED
Crisper Cover	Yes		

Refrigerator Inner Door

No. of bottle shelves	1
-----------------------	---

No. of door shelves with transparent cover 1

Number of adjustable door shelves 3

Other Refrigerator features



Accessories	Kit listeria, Egg tray	Fan	Yes
-------------	------------------------	-----	-----

Other technical features



Functions display	Fast cooling
Type of temperature control	Electronic
No. of compressors	1
Refrigerant gas type	R600a
Type of compressor	Inverter
Refrigerant Quantity (g)	38 g
Foam agent	Cyclopentane

Performance / Energy Label - Reg. 2019



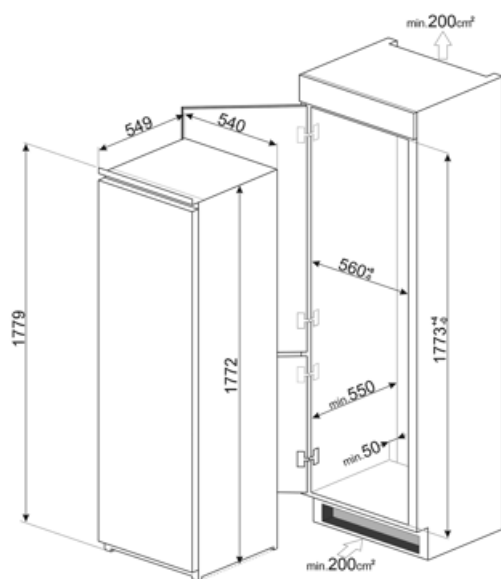
Annual energy consumption	114 kWh/a	Sum of the volumes of the chill compartment(s) and the unfrozen compartment(s)	310 l
Energy efficiency class	E	Airborne acoustical noise emissions	32 dB(A) re 1 pW
Airborne acoustical noise emission class	B	Climate class	SN, N, ST, T
Total net volume	310 l	EEL	100 %

Electrical Connection







Electrical connection rating	100 W	Frequency (Hz)	50 Hz
Current	0.7 A	Power supply cable length	240 cm
Voltage (V)	230-240 V	Plug	(F;E) Schuko

Logistic Information

Width	540 mm	Depth of the built-in niche	550 mm
Width of the built-in niche	560 mm	Height	1772 mm
Depth without handle	549 mm	Height of the built-in niche	1780 mm



Symbols glossary

	Energy efficiency class E		LED display: to show programmes, functions and options selected and the time to the end of the cycle.
	Ventilated: Forced distribution of cold air in the refrigerator compartment, which allows even temperature distribution within the fridge.		LED interior lighting: is a more energy efficient and long lasting way of illuminating the interior of the appliance.
	Smeg's evolution towards more intelligent and eco-friendly models has led to the choice of Inverter technology, which significantly reduces consumption.		Built-in niche