

# S9C1741E



<b>Product Family</b>	Refrigerator
<b>Installation</b>	Built-in
<b>Category</b>	One Door
<b>Built-in niche</b>	178
<b>Reference width</b>	Until 60 cm
<b>Reference height</b>	160 - 200 cm
<b>Cooling type</b>	Fan assisted refrigerator, static freezer
<b>Defrost</b>	Automatic for refrigerator, manual for freezer
<b>Hinge type</b>	Sliding
<b>Hinge position</b>	Right
<b>Reversible door</b>	Yes
<b>EAN code</b>	8017709348014



## Aesthetics



<b>Aesthetic</b>	Universale	<b>Door shelves profile color</b>	Silver
<b>Colour</b>	White	<b>Drawers profile color</b>	Silver
<b>Material</b>	Metal sheet	<b>Color of glass shelf profile</b>	Chrome
<b>Side material</b>	Steel	<b>Display</b>	LED
<b>Side colour</b>	White	<b>Display position</b>	Interno (sul Top)

## Refrigerator compartment features



<b>No. of adjustable shelves</b>	4	<b>Type of crisper/vegetable drawers cover</b>	Glass
<b>Number of fruit and vegetables drawers</b>	1	<b>No. of lights refrigerator compartment</b>	2
<b>Shelves material</b>	Glass	<b>Internal light in fridge</b>	Yes
<b>Type of crisper/vegetable drawers cover</b>	On sliding rails	<b>Type of internal light (fridge)</b>	LED
<b>Crisper Cover</b>	Yes		

## Refrigerator Inner Door

<b>No. of door shelves with transparent cover</b>	1	<b>No. of bottle shelves</b>	1
---	---	------------------------------	---

Number of adjustable door shelves 3

## Other Refrigerator features



Accessories Egg tray Fan Yes

## Freezer compartment features

Internal freezer compartment Yes

## Other technical features



Functions display Fast cooling  
 Door open alarm Yes  
 Type of temperature control Electronic  
 No. of compressors 1  
 Refrigerant gas type R600a  
 Type of compressor Inverter  
 Refrigerant Quantity (g) 48 g

## Performance / Energy Label - Reg. 2019



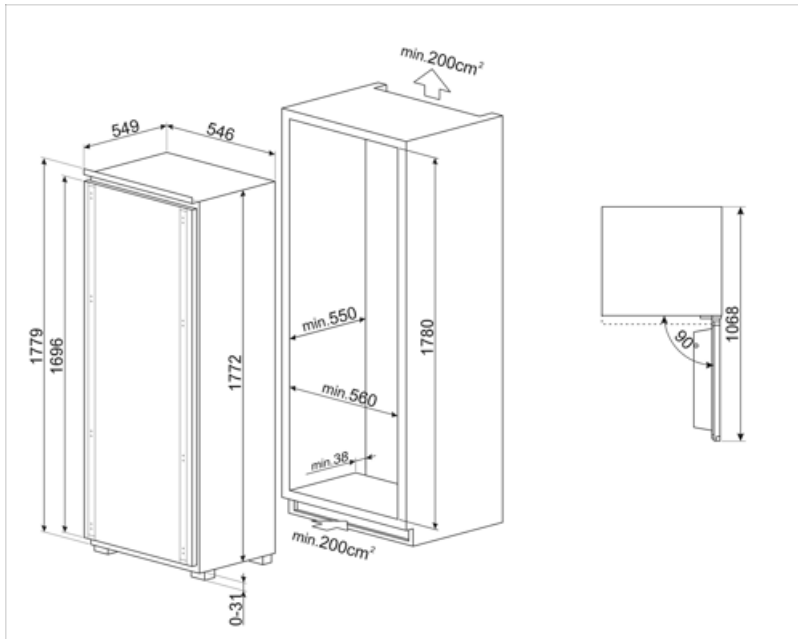
Annual energy consumption	166 kWh/a	Airborne acoustical noise emissions	31 dB(A) re 1 pW
Energy efficiency class	E	Temperature Rise Time	14 h
Airborne acoustical noise emission class	B	4 star - Freezing capacity	5,5 kg/24h
Total net volume	286 l	Climate class	SN, N, ST
Sum of the volumes of the frozen compartment(s)	22 l	EEl	100 %
Sum of the volumes of the chill compartment(s) and the unfrozen compartment(s)	264 l		

## Electrical Connection

Electrical connection rating	130 W	Frequency (Hz)	50 Hz
Current	1 A	Power supply cable length	240 cm
Voltage (V)	230-240 V	Plug	(F;E) Schuko

## Logistic Information








<b>Width</b>	546 mm	<b>Depth of the built-in niche</b>	550 mm
<b>Width of the built-in niche</b>	560 mm	<b>Height</b>	1772 mm
<b>Depth without handle</b>	549 mm	<b>Height of the built-in niche</b>	1780 mm



---

## Symbols glossary

---

- |  |   |   |  |
|--|---|---|--|
|  | The automatic defrost system works by automatically defrosting at regular intervals eliminating the need to defrost altogether. |  | Energy efficiency class E  |
|  | LED display: to show programmes, functions and options selected and the time to the end of the cycle.                           |  | Ventilated: Forced distribution of cold air in the refrigerator compartment, which allows even temperature distribution within the fridge.               |
|  | LED interior lighting: is a more energy efficient and long lasting way of illuminating the interior of the appliance.           |  | Smeg's evolution towards more intelligent and eco-friendly models has led to the choice of Inverter technology, which significantly reduces consumption. |
|  | Built-in niche  |   |  |