

# SAIG6954R



<b>Product Family</b>	Hob
<b>Built-in type</b>	Ultra-low profile
<b>Dimensions</b>	90 cm
<b>Power supply</b>	Mixed
<b>Type</b>	Mixed
<b>EAN code</b>	8017709317904




## Aesthetics



<b>Aesthetic</b>	Dolce Stil Novo
<b>Colour</b>	Black
<b>Finishing</b>	Copper
<b>Material</b>	Glass
<b>Glass type</b>	Ceramic
<b>Glass edge</b>	Straight edge
<b>Glass on Steel</b>	Yes
<b>Serie</b>	New
<b>Pan stands</b>	Cast iron
<b>Burners</b>	Smeg Contemporary
<b>Burners Material</b>	Brass
<b>Type of control setting</b>	Multi Slider
<b>Slider</b>	Yes
<b>Control knob position</b>	Front
<b>No. of controls</b>	1
<b>Controls colour</b>	Steel effect
<b>Serigraphy colour</b>	Grey

## Program / Functions



<b>No. of gas cook zones</b>	1
<b>No. of induction cook zones</b>	4
<b>Time-setting options</b>	Automatic Shutdown
<b>No. of cooking zones with booster</b>	4

No. of Flexible zones	2
Main on/off switch	Yes
Power levels	9
Auto-vent 2.0	Si
Total no. of cook zones	5

## Options



Multizone Option	Yes	End of cooking alarm	Yes
Flexible Zone Type	MultiZone	Residual time indicator	Yes
Standard cut out	482-486x844-848 mm	Limited Power	Advanced Eco Logic
Multizone Option	Yes	Consumption Mode	
Multizone Option	Yes	Limited Power	2400 a 7400 - step 100 W
Keep warm automatic function	Yes	Consumption Mode in W	
Grill function	Yes	Showroom Demo Option	Yes
End cooking timer	4	Control Lock / Child Safety	Yes
Pause option	Yes	Bridge option	Yes
Minute minder	1	Quick start	Yes
		Rapid level selection	Yes

## Technical Features



38.5x23.0 cm			
38.5x23.0 cm			
Automatic setting according to pan dimension	Yes	Automatic switch off when overheat	Yes
pan detection	Yes	Automatic switch off when overflow	Yes
Permanent Automatic Pot Detection with indication of the relative control	Yes	Residual heat indicator	Yes
Gas safety valves	Yes	Protection against accidental start up	Yes
Automatic Ignition	Yes		

## Accessories Included

Cast iron wok support	1
-----------------------	---

## Electrical Connection

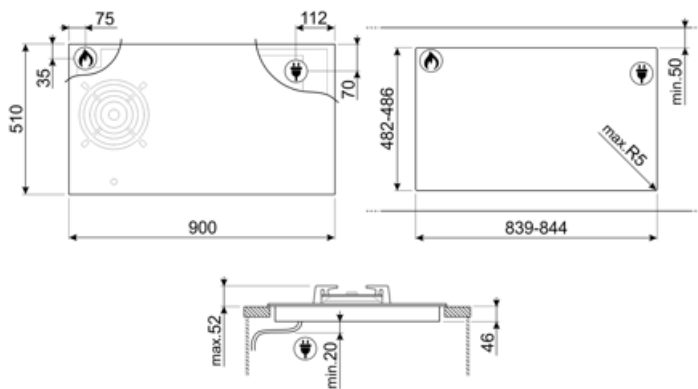
Electrical connection rating (W)	7400 W	Type of electric cable	Single and Double phase
Current	33 A	Frequency (Hz)	50/60 Hz
Voltage (V)	220-240 V	Power supply cable length	120 cm

Voltage 2 (V)

380-415 V

## Gas Connection

<b>Gas Type</b>	G20 Natural gas	<b>Other gas nozzles included</b>	G30 GPL Liquid gas
<b>Gas connection</b>	Cilindrical	<b>Other gas connections provided</b>	Conical



---

## Not included accessories



























---

LGCN

Connecting Strip Built-in hobs, stainless steel, 475/495 mm



## Symbols glossary

 <p>Power booster: option allows the zone to work at full power when very intense cooking is necessary.</p>	 <p>Ultra-low profile: Installation of product with flat edge - height of 1 mm.</p>
 <p>Heavy duty cast iron pan stands: for maximum stability and strength.</p>	 <p>Child lock: some models are fitted with a device to lock the programme/cycle so it cannot be accidentally changed.</p>
 <p>The slider control panel allows you to adjust the power simply by passing your finger across the touch device.</p>	 <p>Reinforced base: A reinforced base, developed exclusively by Smeg, consists of a steel layer fixed to the underside of the glass surface of all gas on glass hobs.</p>
 <p>Keep warm function: Keep warm function keeps the cooked food heated. In this mode the heating zone operates at a minimum capacity for 120 minutes and then turns off automatically.</p>	 <p>Overheat protection: The safety system that automatically turns off the hob in case of overheating of the control unit.</p>
 <p>Multizone: allows several pans to be used at once, large or small, offering freedom of placement and greater flexibility</p>	 <p>Overfill protection: The special overfill protection shuts down the stove in the presence of overflow of liquids.</p>
 <p>PAUSE_72dpi</p>	 <p>Quick selection, with one touch cooking begins at the highest level, then automatically reduces after time. Ideal for dishes that require quick boiling and then continued cooking without constant control (eg beef broth).</p>
 <p>Quick Start function: the chosen temperature is reached faster. The heating element works at maximum power until the right temperature is reached.</p>	 <p>Indication of residual heat: After the glass ceramic hob is switched off the residual heat indicator shows which of the heating zones still remains hot. When the temperature drops below 60 °C, the indicator goes out.</p>
 <p>Time elapsed: shows how long the cooking zone has been in use.</p>	 <p>Timer: All ceramic hobs have a timer which automatically ends cooking after a preset time.</p>
 <p>TWIN_ZONE_72dpi</p>	 <p>...</p>
 <p>...</p>	 <p>...</p>
 <p>...</p>	 <p>Small cut-out for easy installation</p>
 <p>Additional maximum power level for a better energy consumption</p>	 <p>Darkness becomes light</p>
 <p>Premium individual Slider control for each zone</p>	 <p>Automatic merge of zones for a bigger area</p>