

SAM34CXI



Product Family	Microwave
Category	Countertop
Installation type	Countertop
Power supply	Electric
Cooking Method	Combi Microwave
Control	Electronic



Aesthetics

Aesthetic	Universale	Serigraphy colour	Black
Colour	Stainless steel	Door	With panel
Colore Case	Inox	Handle	Universal
Components finishing	Chromed	Handle Colour	Chromed
Material	Stainless steel	Logo	Silk screen
Type of steel	Brushed		

Program / Functions



No. of functions	10	Defrost by weight	Yes
Circolaire + fan	Yes	Microwave	Yes
Circolaire + fan + grill	Yes	Microwave + grill	Yes
Full grill + Fan	Yes	Microwave + circulaire + fan	Yes
Full grill	Yes	Preset recipes	40
Pizza	Yes	Automatic programmes	10
Defrost by time	Yes		

Controls

Display / Clock	1 a LED	Control knobs	Standard with knurlings
Type of control setting	Control knobs / buttons	Controls colour	Chromed
Opening	Handle	Bottoms Colour	Cromato
No. of controls	1		

Options



Timer	Electronic	Controls Lock / Child Safety	Yes
Time-setting options	Start and stop	Stop turntable option	Yes
End of cooking acoustic alarm	Yes		

Technical Features



Cavity material	Stainless steel	Door opening	Side-opening
No. of lights	1	Total no. of door glasses	2
Light type	Led	Safety Thermostat	Yes
Turntable	Yes	Cooling system	Tangential
Turntable dimensions	31,5 cm	Microwave screen protection	Yes
Light when door is opened	Yes	Microwave stops when door is opened	Yes
Grill type	Heating element	Inverter	Yes
Tilting grill	Yes	Usable cavity space dimensions (HxWxD)	249x351x361 mm
Grill - power	1100 W	Microwave effective power	1100 W
Circulaire heating element - Power	2500 W		

Accessories Included

Grid	1
------	---

Performance / Energy Label



Usable volume	34 l	Gross volume	35 l
---------------	------	--------------	------

Electrical Connection

Plug	(I) Australia	Voltage (V)	240 V
Nominal power	1500 W	Frequency (Hz)	50 Hz
Current	6,25 A	Power supply cable length	100 cm

















Compatible Accessories

MTK60X34

trimkit for Australia free-standing microwaves



Symbols glossary

 <p>Child lock: some models are fitted with a device to lock the programme/cycle so it cannot be accidentally changed.</p>	 <p>Combination microwave: This oven allows to combine two different ways of cooking (Traditional with microwaves). Combined ovens increase cooking opportunities, while providing maximum flexibility of household appliances.</p>
 <p>Microwave energy shortens cooking times dramatically and produces energy savings.</p>	 <p>Defrost by time: with this function the time of thawing of foods are determined automatically.</p>
 <p>Defrost by weight: With this function the defrosting time is determined</p>	 <p>Double glazed doors: Number of glazed doors.</p>
 <p>Fingerprint proof stainless steel: Fingerprint proof stainless steel keeps stainless steel looking as good as new.</p>	 <p>Circulaire + grill: Circulaire with upper element or grill: Similar to fan with upper element with the added cooking speed of circulaire, ideal for dishes with a crispy topping. When used with the grill the food will brown more quickly.</p>
 <p>Circulaire: The combination of the fan and circular element around it gives a hot air cooking method. This provides many benefits including no preheat if cook time is more than 20 minutes, no flavour transfer when cooking different foods at the same time, less energy, and shorter cook times. Good for all types of food.</p>	 <p>Grill element: Using of grill gives excellent results when cooking meat of medium and small portions, especially when combined with a rotisserie (where possible). Also ideal for cooking sausages and bacon.</p>
 <p>Fan with grill element: The fan reduces the fierce heat from the grill, providing an excellent method of grilling various foods, chops, steaks, sausages etc. giving even browning and heat distribution, without drying out the food. The top two levels recommended for use, and the lower part of the oven can be used to keep items warm at the same time, an excellent facility when cooking a grilled breakfast. Half grill (centre portion only) is ideal for small quantities of food.</p>	 <p>Cooking with the simultaneous use of the heating element in combination with fan and microwave supply.</p>
 <p>Microwave + grill element: The use of the grill results in a perfect browning of the surface of the food. The action of microwaves allows instead of cooking in a short time the internal part of the food.</p>	 <p>Pizza microwave: This function cooks pizza quicker thanks to the microwaves. To optimize the final result, use the function combined with the Chef plate</p>
 <p>Microwave: Penetrating straight into the food, microwaves cook very quickly and with considerable energy savings. Suitable for cooking without fat, they are also able to thaw and heat food without altering its original appearance and aroma. The microwave function can also be combined with conventional functions with all the resulting advantages. Ideal for all types of food.</p>	 <p>Side lights: Two opposing side lights increase visibility inside the oven.</p>
 <p>Tilting grill: the tilting grill can be easily unhooked to move the heating element and clean the roof of the appliance in one simple step.</p>	 <p>The capacity indicates the amount of usable space in the oven cavity in litres.</p>