





SAWD844

| | |
|------------------|-------------------|
| EAN Code | 8017709338404 |
| Product Family | Washer dryer |
| Commercial width | 60 cm |
| Commercial depth | Standard capacity |
| Installation | Free-standing |
| Load type | Frontal |



Programs

| | |
|---------------------|---------------|
| Controls | Electronic |
| Programmes graphics | Written in EN |
| No. of programmes | 15 |
| Programmes | |

| | | |
|---|--|--|
| AirRefresh Hygiene | Cottons 4kg | DownWear |
| Express 1kg | Hygiene | Quick/Quick 14' |
| Synthetic dry | Wool/Hand wash |  Cotton |
|  Cotton ECO | Cotton Dry |  Drain + Spin |
|  Rinse + Spin |  Shirts |  Synthetics |
| Washing Temperature | | |
| Cool | 20°C | 30°C |
| 40°C | 60°C | 90°C |
| Special programmes | | |
| AirRefresh Hygiene | Express 1kg | Hygiene |
| Quick/Quick 14' | Wool/Hand wash | |

Display

Residual time indicator delay start programme status indication



spin regulation temperature regulation

Display type



Buttons/Options

Ending in Fast+ Spin Speed

Temperature  Prewash  Steam



Drying

Programme progress indicator (light)

On display

End of cycle indicator (light)

On display

Technical Features



| | |
|--|-------------------------------|
| Type of motor | Brushless/Inverter |
| Electronic control functioning | Yes |
| Programme selection knob | Yes |
| Spin speed selection on display/LED | No spin/ 600/ 800/ 1200/ 1400 |
| Display/led for temperature regulation | Yes |
| Basket | Stainless steel |
| Drum capacity | 55 l |
| Door diameter | 33 cm |

| | |
|------------------------------|---------------|
| Door opening | 160° |
| Automatic variable load | Yes |
| Antifoam system | Yes |
| Load balancing system | Automatic |
| Easy to access filter | Yes |
| Child lock (functions block) | Control block |
| Anti-flood system | Yes |
| Water supply | Single, cold |

Performance / Energy Label

Max spin speed 1400 giri/min















Performance / Energy Label



| | |
|-------------------------------|------|
| Supplier's name or trademark | SMEG |
| Rated capacity washing cycle | 8 kg |
| Rated capacity complete cycle | 4 kg |

| | |
|--------------------------------------|------------------|
| Weighted energy consumption lavaggio | 32 KWh |
| Water consumption (washing cycle) | 69 litre |
| Airbone acoustical noise | 76 dB(A) re 1 pW |

Symbols glossary

| | |
|---|---|
|  <p>Variable load: In all models of washing machines is present the system of variable load, according to which the machine automatically diversifies the wash cycle and the time of operation depending on the quantity and type of laundry introduced, allowing a significant saving of water and energy power, up to 30% compared to the versions with fixed load.</p> |  <p>Automatic Load Balancing: provides an ideal distribution of laundry in the drum. In case if the imbalance is detected, the rotation speed starts being controlled in such way to evenly redistribute laundry in the drum, and thus reduce vibration.</p> |
|  <p>Child lock: some models are fitted with a device to lock the programme/cycle so it cannot be accidentally changed.</p> |  <p>LED display: to show programmes, functions and options selected and the time to the end of the cycle.</p> |
|  <p>33 cm: Large loading hatch of 30-32-33 cm in diameter, makes laundry loading and unloading easier and faster with maximum ease of use.</p> |  <p>Gentle drying: program designed to get laundry ready for easy ironing.</p> |
|  <p>This shows the amount of laundry that can be inserted into the tumble dryer in KG.</p> |  <p>This option advises when the periodic cleaning of the filters is needed, in order to avoid forgetfulness and thus guarantee the perfect functioning of the dryer over time. The convenient position of the filters makes maintenance fast and extremely simple.</p> |
|  <p>Inverter technology: The evolution of Smeg's driers towards more intelligent and environmentally sustainable models has led to the choice of using Inverter technology with heat pumps, which reduces significantly energy consumption.</p> |  <p>Prewash: program designed for heavily soiled garments.</p> |
|  <p>Cotton: For soiled fabrics in cotton</p> |  <p>Use to wash your normally soiled, durable cotton and linen laundry. Although it washes longer than all other programmes, it provides high energy and water savings. Actual water temperature may be different from the stated wash temperature. When you load the machine with less laundry (e.g. ½ capacity or less), programme time may automatically get shorter. In this case, energy and water consumption will decrease more, providing a more economic wash. This programme is available in the models with the remaining time indicator.</p> |
|  <p>To drain the water in the machine.</p> |  <p>To drain the water into the basket + centrifuge action</p> |



Shirts: a cycle to wash shirts in a short time with the utmost care, using a delicate spin for easy ironing.



Synthetics: to wash your synthetic clothes (shirts, blouses, synthetic/cotton blends, etc.). It washes with a gentle action and has a shorter washing cycle compared to the Cottons programme. For curtains and tulle, use the Synthetic 40°C programme with prewash and anti-creasing functions selected. As their meshed texture causes excessive foaming, wash the veils/tulle by putting little amount of detergent into the main wash compartment. Do not put detergent in the prewash compartment.



Steam Option: the steam is perfect for smoothing out creases, refreshing fabrics, neutralizing odors and releasing dirt, destroying allergens more quickly than by washing the item in water.

Benefit (TT)

Up to 15 programmes

Up to 15 programmes to meet every daily need

LED Display

With soft touch control and LED lights for intuitive and fast setting and selection of each option

Steam Energy Technology

Perfect removal of stains, smells, creases and allergens using steam

Steam Energy technology, uses steam, at the beginning or end of the cycle depending on the programme, to remove stains, creases, smells and allergens.

Inverter

Greater energy efficiency, lower consumption, and longer lifespan by reducing wear and noise thanks to the Inverter motor

Giant door

Increased convenience and versatility, making loading and unloading laundry easier thanks to the new giant door opening