

SE70SGH-5



Product Family
Built-in type
Dimensions
Power supply
Type
EAN code

Hob
Traditional
70/75 cm
Gas
Gas
8017709113162



Aesthetics



Aesthetic
Colour
Finishing
Material
Type of steel
Pan stands
Type of control setting
Control knob position
No. of controls
Controls colour
Logo
Serigraphy colour

Classica
Stainless steel
Satin
Stainless Steel
Brushed
Cast iron
Control knobs
Front
6
Steel effect
Silk screen
Grey

Program / Functions

No. of gas cook zones 5
Total no. of cook zones 5

Options



Worktop Cut-Out 478-482x555-560 mm

Technical Features

UR

Front-left - Gas - AUX - 1.10 kW

Rear-left - Gas - Rapid - 2.60 kW

Central - Gas - 2UR (dual) - 5.00 kW

Rear-right - Gas - Semi Rapid - 1.70 kW

Front-right - Gas - Semi Rapid - 1.70 kW

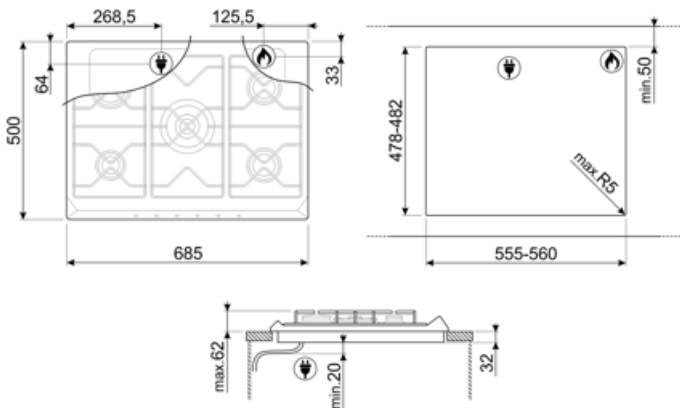
Gas safety valves Yes **Automatic Ignition** Yes

Electrical Connection

Power supply cable length 120 cm **Plug** Not present

Gas Connection

Gas Type G20 Natural gas **Other gas connections provided** Conical
 Gas connection Cilindrical **Gas connection rating (W)** 11500 W



Compatible Accessories

6MP700AO

Hob knobs set - Cortina Anthracite/Old brass



6MP700PO

Hob knobs set - Cortina Cream/Old brass



6MPF2465X

Hob knobs set - Selezione



GRM

Coffee machine support



WOKGHU

Cast iron WOK Support



6MP700BS

Hob knobs set - Cortina Silver/Silver



6MP800P



CC70X

Glass cover with stainless steel frame suitable for 70 cm hobs with frontal controls.








GRW

Wok support



Symbols glossary

- | | | | |
|--|---|---|---|
|  | Standard installation: Traditional installation in tabletop, suitable for any kitchen sets. |  | Heavy duty cast iron pan stands: for maximum stability and strength. |
|  | CUT_OUT_STANDARD_72dpi |  | Ultra rapid burners: Powerful ultra rapid burners offer up to 5kw of power. |
|  | Knobs control | | |