

# SE93SGH3



Product Family	Hob
Built-in type	Traditional
Dimensions	90 cm
Power supply	Gas
Type	Gas
EAN code	8017709105723



## Aesthetics



Aesthetic	Classica
Colour	Stainless steel
Finishing	Satin
Material	Stainless Steel
Type of steel	Brushed
Pan stands	Cast iron
Type of control setting	Control knobs
Control knob position	Lateral
No. of controls	5
Controls colour	Silver
Alternative colours available	Stainless steel

## Programme / Functions

Total no. of cook zones	5
No. of gas cook zones	5

## Options

Worktop Cut-Out	478x839-844 mm
-----------------	----------------

## Technical Features



Front-left - Gas - UR - 4.10 kW

Rear-left - Gas - Semi Rapid - 1.80 kW

Central - Gas - FISH burner - 2.90 kW

Rear-right - Gas - Rapid - 2.60 kW

Front-right - Gas - AUX - 1.10 kW

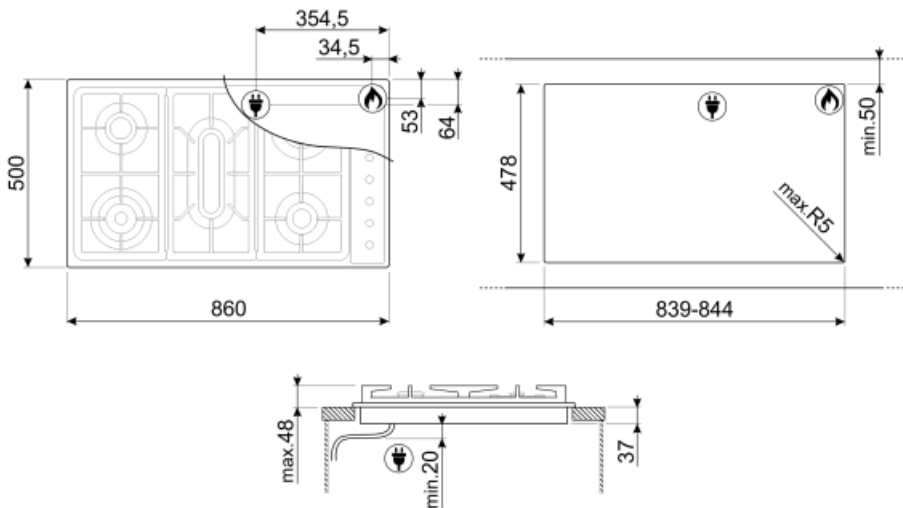
Gas safety valves                      Yes    Automatic Ignition                      Yes

## Electrical Connection

Plug	Not present	Voltage (V)	220-240 V
Electrical connection rating (W)	1 W	Frequency (Hz)	50/60 Hz

## Gas Connection





Gas Type	G20 Natural gas	Other gas connections provided	Conical
Gas connection	Cilindrical	Gas connection rating (W)	12400 W
Other gas nozzles included	G30 GPL Liquid gas		



---

## Symbols glossary (TT)

---

- |  |  |   |   |
|--|--|---|---|
|  | Standard installation: Traditional installation in tabletop, suitable for any kitchen sets |  | Heavy duty cast iron pan stands: for maximum stability and strength.        |
|  | Knobs control  |  | Ultra rapid burners: Powerful ultra rapid burners offer up to 5kw of power. |