

SFP6401TB



| | |
|-----------------|-------------------|
| Category | 60cm Single Ovens |
| Product Family | Oven |
| Power supply | Electric |
| Heat source | Electric |
| Cooking method | Thermo-ventilated |
| Cleaning system | Pyrolytic |
| EAN code | 8017709329341 |



Aesthetics

| | | | |
|-------------------|-----------------|-----------------|-------------------|
| Aesthetics | Cucina | Serigraphy type | Symbols |
| Colour | Black | Door | Full glass |
| Design | Flat | Handle | Squared Selection |
| Component finish | Stainless steel | Handle Colour | Black |
| Material | Glass | Logo | Silk screen |
| Glass Type | Clear1 | Control knobs | Cucina restyling |
| Serigraphy colour | Grey | Controls colour | Black |

Controls

| | | | |
|--|---------------|-----------------|---------------|
|  | | | |
| Display name | CompactScreen | Control setting | Control knobs |
| Display technology | LCD | No. of controls | 2 |

Programs / Functions

| | |
|--------------------------|----|
| No. of cooking functions | 10 |
|--------------------------|----|

Traditional cooking functions

| | | |
|---|--------------|---------------------|
| Static | Fan assisted | Circulaire |
| Turbo (circulaire + bottom + upper + fan) | ECO | Large grill |
| Fan grill (large) | Base | Circulaire + bottom |
| Pizza | | |

Other functions

| | | |
|-----------------|---------|---------|
| Defrost by time | Proving | Sabbath |
|-----------------|---------|---------|

Cleaning functions

| |
|-----------|
| Pyrolytic |
|-----------|

Options



| | |
|-------------------------------------|---------------------------------------|
| Time-setting options | Delay start and automatic end cooking |
| Minute minder | Yes |
| Timer | 1 |
| Controls Lock / Child Safety | Yes |

| | |
|-----------------------------|-----------|
| Other options | Keep warm |
| Showroom demo option | Yes |
| Rapid pre-heating | Yes |

Technical Features



| | | | |
|-------------------------------|---------|----------------------------------|------------------|
| Capacity (Lt) | 72 l | Door opening type | Standard opening |
| Cavity | Sares | Door | Cool |
| Minimum Temperature | 30 °C | Removable door | Yes |
| Maximum temperature | 280 °C | Full glass inner door | Yes |
| Shelf positions | 5 | Removable inner door | Yes |
| No. of lights | 1 | Total no. of door glasses | 4 |
| Light type | Halogen | Cooling system | Tangential |
| User-replaceable light | Yes | Cooling duct | Double |
| Light power | 40 W | | |

| | | | |
|---------------------------------------|--------|--|-------------------|
| Light when door is opened | Yes | Speed Reduction Cooling System | Yes |
| Lower heating element power | 1200 W | Door Lock During Pyrolysis | Yes |
| Grill element - power | 1800 W | Usable cavity space dimensions (HxWxD) | 360x460x425 mm |
| Circular heating element - Power | 2000 W | Temperature control | Electronic |
| Heating suspended when door is opened | Yes | Cavity material | Easy clean enamel |

Performance / Energy Label



| | | | |
|---|-----------|---|----------|
| Energy efficiency class | A+ | Energy consumption in forced air convection | 2,45 MJ |
| Net volume of the cavity | 70 litres | Energy consumption per cycle in fan-forced convection | 0,68 kWh |
| Energy consumption per cycle in conventional mode | 1,09 kWh | Number of cavities | 1 |
| Energy consumption in conventional mode | 3,92 MJ | Energy efficiency index | 81 % |

Accessories Included

| | | | |
|----------------------------------|---|------------|---|
| Chrome shelf | 1 | Grill mesh | 1 |
| Extra deep enamelled tray (40mm) | 1 | | |

Electrical Connection

| | | | |
|---------|-----------|---------------------------|----------|
| Voltage | 220-240 V | Nominal power (W) | 3000 W |
| Plug | No | Frequency (Hz) | 50/60 Hz |
| Current | 13 A | Power supply cable length | 150 cm |



Compatible Accessories

BN620-1

Enamelled tray, 20mm deep



GTP

Partially extractable telescopic guides (1 level) Extraction: 300 mm Material: Stainless steel AISI 430 polished



PALPZ

Pizza shovel with fold away handle width: 315mm length : 325mm



STONE2

Rectangular pizza stone without handles, suitable for 45cm and 60cm wide ovens. Dimensions W42 x H1.8 x D37.5cm. Ideal for cooking pizzas with the same results as a typical wood-fired oven. Can also be used for baking bread, focaccias and other recipes such as pies, flans or biscuits



BN640

Enamelled tray, 40mm deep



GTT

Totally extractable telescopic guides (1 level) Extraction: 433 mm Material: Stainless steel AISI 430 polished


































PR3845X

Antifingerprint stainless steel. Cover for furniture in column installation of more ovens



Symbols glossary

| | |
|--|---|
|  <p>Child lock: some models are fitted with a device to lock the programme/cycle so it cannot be accidentally changed.</p> |  <p>A+: Energy efficiency class A+ helps to save up to 10% energy compared to class A. Maximum performance with minimum consumption is guaranteed.</p> |
|  <p>Air cooling system: to ensure a safe surface temperatures.</p> |  <p>Defrost by time: with this function the time of thawing of foods are determined automatically.</p> |
|  <p>Quadruple glazed: Number of glazed doors.</p> |  <p>Electric</p> |
|  <p>Enamel interior: The enamel interior of all Smeg ovens have a special antacid lining which helps keep the interior clean by reducing the amount of cooking grease adhering to it.</p> |  <p>Fresh Touch: Most of Smeg ovens have a "cool door." Thanks to the combination of tangential cooling and internal heat-reflecting glasses, the temperature on the outer surface of the door is maintained below 50° C. In addition to providing safety, this system protects the sides of the furniture from overheating by the oven.</p> |
|  <p>Fan with upper and lower elements: The elements combined with the fan aim to provide more uniform heat, a similar method to conventional cooking, so pre-heat is required. Most suitable for items requiring slow cooking methods.</p> |  <p>Upper and lower element only: a traditional cooking method best suited for single items located in the centre of the oven. the top pf the oven will always be hottest. Ideal for roast, fruit cakes, bread etc.</p> |
|  <p>Lower heating element only: This function is ideal for foods that require extra base temperature without browning, e.g. pastry dishes, pizza. Also suitable for slow cooking of stews and casseroles.</p> |  <p>Circulaire with lower element: The addition of the lower element adds extra heat at the base for food which requires extra cooking.</p> |
|  <p>Circulaire: The combination of the fan and circular element around it gives a hot air cooking method. This provides many benefits including no preheat if cook time is more than 20 minutes, no flavour transfer when cooking different foods at the same time, less energy, and shorter cook times. Good for all types of food.</p> |  <p>ECO: The combination of the grill, fan and lower element is particularly suitable for cooking small quantities of food.</p> |
|  <p>Grill element: Using of grill gives excellent results when cooking meat of medium and small portions, especially when combined with a rotisserie (where possible). Also ideal for cooking sausages and bacon.</p> |  <p>Fan with grill element: The fan reduces the fierce heat from the grill, providing an excellent method of grilling various foods, chops, steaks, sausages etc. giving even browning and heat distribution, without drying out the food. The top two levels recommended for use, and the lower part of the oven can be used to keep items warm at the same time, an excellent facility when cooking a grilled breakfast. Half grill (centre portion only) is ideal for small quantities of food.</p> |

- | | |
|---|---|
|  <p>Pizza function: The simultaneous operation of three elements ensures an optimum cooking facility when used with the Smeg pizza stone.</p> |  <p>Circulaire with upper and lower elements: The use of the fan with both elements allows food to be cooked quickly and effectively, ideal for large joints that require thorough cooking. It offers a similar result to rotisserie, moving the heat around the food, instead of moving the food itself, enabling any size or shape to be cooked.</p> |
|  <p>All glass inner door: All glass inner door, a single flat surface which is simple to keep clean.</p> |  <p>The inner door glass: can be removed with a few quick movements for cleaning.</p> |
|  <p>Keep warm: This function allows you to keep precooked foods warm.</p> |  <p>Side lights: Two opposing side lights increase visibility inside the oven.</p> |
|  <p>Pyrolytic: Pyrolytic cleaning cycles can be selected as necessary to automatically clean the oven interior.</p> |  <p>Air at 40°C provides the perfect environment for proving yeast type dough mixes. Simply select the function and place dough in the cavity for allotted</p> |
|  <p>Rapid preheat: The rapid preheat function can be used to reach the selected temperature in just a few minutes.</p> |  <p>Sabbath: This function allows you to cook food whilst respecting the provisions of the Jewish day of rest.</p> |
|  <p>The oven cavity has 5 different cooking levels.</p> |  <p>Electronic control: Allows you to maintain temperature inside the oven with the precision 2-3 ° C. This enables to cook meals that are very sensitive to temperature changes, such as cakes, souffles, puddings.</p> |
|  <p>The capacity indicates the amount of usable space in the oven cavity in litres.</p> |  <p>The capacity indicates the amount of usable space in the oven cavity in litres.</p> |
|  <p>With a simple and intuitive interface, the COMPACTscreen provides a pleasant user experience, thanks to the interaction with the knobs.</p> | |