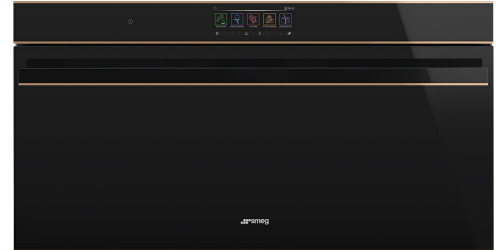


# SFPR9606TPNR




Category	Reduced height 90cm
Product Family	Oven
Power supply	Electric
Heat source	ELECTRICITY
Cooking method	Thermoseal
Cleaning system	Pyrolytic
EAN code	8017709321024



## Aesthetics

Aesthetic	Dolce Stil Novo	Glass Type	Eclipse
Colour	Black	Door	Full glass
Finishing	Glossy	Handle	Dolce Stil Novo
Design	Flat	Handle Colour	Black
Component finish	Copper	Logo	Applied
Material	Glass		

## Controls

			
Display name	VivoScreen max	No. of display languages	11
Display technology	TFT	Display languages	Italiano, English (UK), Français (FR), Nederlands, Español (ES), Português (PT), Svenska, Русский, Deutsch (DE), Dansk, Polski
Control setting	Advanced full touch		

## Programs / Functions

No. of cooking functions	10
Automatic programmes	48
Customisable recipes	64

## Traditional cooking functions

Static	Fan assisted	Circulaire
Turbo	Eco	Large grill
Fan grill (large)	Base	Fan assisted bottom
Pizza		

## Other functions

Defrost by time	Defrost by weight	Proving
Keep warm	Plate rack/warmer	Sabbath

## Cleaning functions

Pirolysis
-----------

## Options



<b>Time-setting options</b>	Delay start and automatic end cooking	<b>Smart cooking</b>	Yes
<b>Minute minder</b>	Yes	<b>Showroom demo option</b>	Yes
<b>Timer</b>	3	<b>Demo-tutorial mode</b>	Yes
<b>Controls Lock / Child Safety</b>	Yes	<b>Touch guide</b>	Yes
<b>Other options</b>	Keep warm, Eco light, Language setting, Digital clock display, Brightness, Tones, Tones volume	<b>Chronology</b>	Yes, the last 10 functions utilised
<b>Cooking with probe thermometer</b>	Yes	<b>Rapid pre-heating</b>	Yes
<b>Multi-step cooking</b>	Yes, up to 3 steps	<b>Instant GO</b>	Yes

## Technical Features



<b>Minimum Temperature</b>	30 °C	<b>Heating suspended when door is opened</b>	Yes
<b>Maximum temperature</b>	280 °C	<b>Door opening type</b>	Standard opening
<b>No. of shelves</b>	4	<b>Door</b>	Cool
<b>N. of fans</b>	3	<b>Removable door</b>	Yes
<b>No. of lights</b>	2	<b>Full glass inner door</b>	Yes
<b>Light type</b>	Halogen	<b>Removable inner door</b>	Yes
<b>User-replaceable light</b>	Yes		

<b>Light Power</b>	40 W	<b>Total no. of door glasses</b>	4
<b>Light when door is opened</b>	Yes	<b>Soft Close hinges</b>	Yes
<b>Lower heating element power</b>	1700 W	<b>Cooling system</b>	Tangential
<b>Upper heating element - Power</b>	1200 W	<b>Cooling duct</b>	Double
<b>Grill element - power</b>	1700 W	<b>Speed Reduction Cooling System</b>	Yes
<b>Large grill - Power</b>	2900 W	<b>Usable cavity space dimensions (HxWxD)</b>	283x724x418 mm
<b>Circular heating element - Power</b>	1550 W	<b>Temperature control</b>	Electronic
<b>Circular heating element 2 - Power</b>	1550 W	<b>Cavity material</b>	Ever clean Enamel

## Performance / Energy Label



<b>Energy efficiency class</b>	A+	<b>Energy consumption in forced air convection</b>	4.64 MJ
<b>Net volume of the cavity</b>	85 l	<b>Energy consumption per cycle in fan-forced convection</b>	1.29 kWh
<b>Energy consumption per cycle in conventional mode</b>	0.74 kWh	<b>Number of cavities</b>	1
<b>Energy consumption in conventional mode</b>	2.66 MJ	<b>Energy efficiency index</b>	81.3 %

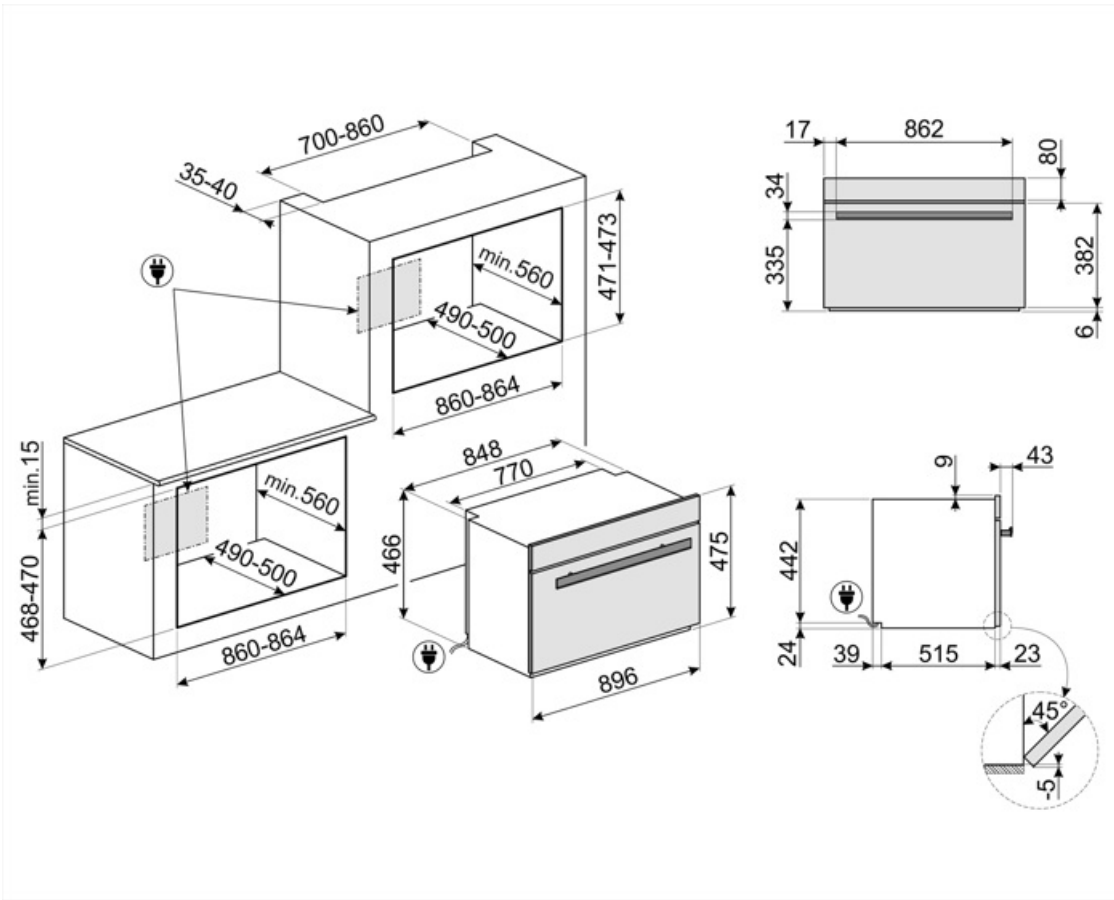
## Accessories Included



<b>Rack with back stop</b>	1	<b>Telescopic Guide rails, total Extraction</b>	1
<b>Enamelled deep tray (40mm)</b>	1	<b>Temperature probe</b>	Yes, single point
<b>Insert gird</b>	1		

## Electrical Connection

<b>Voltage</b>	220-240 V	<b>Frequency (Hz)</b>	50/60 Hz
<b>Current</b>	15 A	<b>Power supply cable length</b>	115 cm
<b>Nominal power</b>	3300 W		



---

## Not included accessories

---

### **BNP608T**

Teflon-coated tray, 8mm depth, to be placed on the grid









































### **PPR9**

Refractory pizza stone without handles. Squared shaped stone: L64xH2,3xP37,5 cm Suitable also for gas ovens, to be put on the griddle.



## Symbols glossary

 <p>Triple Fan Technology: The oven is equipped with an exclusive three fan system, which, combined with the increased power of the motors, enables excellent cooking performance. The two large side fans distribute the air around the outer perimeter of the cavity while the smaller central fan increases ventilation by creating a vertical vortex of heat. Accordingly, the temperature within the cavity is uniform, allowing food to be cooked evenly on all five levels, like in professional kitchens.</p>	 <p>Child lock: some models are fitted with a device to lock the programme/cycle so it cannot be accidentally changed.</p>
 <p>A+: Energy efficiency class A+ helps to save up to 10% energy compared to class A. Maximum performance with minimum consumption is guaranteed.</p>	 <p>Air cooling system: to ensure a safe surface temperatures.</p>
 <p>Defrost by time: with this function the time of thawing of foods are determined automatically.</p>	 <p>Defrost by weight: With this function the defrosting time is determined</p>
 <p>Quadruple glazed: Number of glazed doors.</p>	 <p>Automatic lighting switches off: for greater energy savings, the lighting switches off automatically after one minute from the start of cooking.</p>
 <p>Electric</p>	 <p>Enamel interior: The enamel interior of all Smeg ovens have a special antacid lining which helps keep the interior clean by reducing the amount of cooking grease adhering to it.</p>
 <p>Fresh Touch: Most of Smeg ovens have a "cool door." Thanks to the combination of tangential cooling and internal heat-reflecting glasses, the temperature on the outer surface of the door is maintained below 50° C. In addition to providing safety, this system protects the sides of the furniture from overheating by the oven.</p>	 <p>Fan assisted base: the mix of fan and lower heating element alone allows to finish cooking foods already cooked on the surface but not internally more quickly. This system is recommended to finish cooking foods that are already well cooked on the surface, but not internally, which therefore require a moderate higher heat. Ideal for any type of food.</p>
 <p>Fan with upper and lower elements: The elements combined with the fan aim to provide more uniform heat, a similar method to conventional cooking, so pre-heat is required. Most suitable for items requiring slow cooking methods.</p>	 <p>Upper and lower element only: a traditional cooking method best suited for single items located in the centre of the oven. the top pf the oven will always be hottest. Ideal for roast, fruit cakes, bread etc.</p>
 <p>Lower heating element only: This function is ideal for foods that require extra base temperature without browning, e.g. pastry dishes, pizza. Also suitable for slow cooking of stews and casseroles.</p>	 <p>Circulaire: The combination of the fan and circular element around it gives a hot air cooking method. This provides many benefits including no preheat if cook time is more than 20 minutes, no flavour transfer when cooking different foods at the same time, less energy, and shorter cook times. Good for all types of food.</p>

- |                                                                                                                                                                                                                                                                                                                                                                                                                                                                                                                                                                                        |                                                                                                                                                                                                                                                                                                        |
|----------------------------------------------------------------------------------------------------------------------------------------------------------------------------------------------------------------------------------------------------------------------------------------------------------------------------------------------------------------------------------------------------------------------------------------------------------------------------------------------------------------------------------------------------------------------------------------|--------------------------------------------------------------------------------------------------------------------------------------------------------------------------------------------------------------------------------------------------------------------------------------------------------|
|  <p>ECO: The combination of the grill, fan and lower element is particularly suitable for cooking small quantities of food.</p>                                                                                                                                                                                                                                                                                                                                                                        |  <p>Grill element: Using of grill gives excellent results when cooking meat of medium and small portions, especially when combined with a rotisserie (where possible). Also ideal for cooking sausages and bacon.</p> |
|  <p>Fan with grill element: The fan reduces the fierce heat from the grill, providing an excellent method of grilling various foods, chops, steaks, sausages etc. giving even browning and heat distribution, without drying out the food. The top two levels recommended for use, and the lower part of the oven can be used to keep items warm at the same time, an excellent facility when cooking a grilled breakfast. Half grill (centre portion only) is ideal for small quantities of food.</p> |  <p>Pizza function: The simultaneous operation of three elements ensures an optimum cooking facility when used with the Smeg pizza stone.</p>                                                                         |
|  <p>Circulaire with upper and lower elements: The use of the fan with both elements allows food to be cooked quickly and effectively, ideal for large joints that require thorough cooking. It offers a similar result to rotisserie, moving the heat around the food, instead of moving the food itself, enabling any size or shape to be cooked.</p>                                                                                                                                                 |  <p>Compact appliances with a height of 48 cm. Perfect solution to meet the functional requirements of kitchen sets of small height. Available in several types and in different styles.</p>                          |
|  <p>All glass inner door: All glass inner door, a single flat surface which is simple to keep clean.</p>                                                                                                                                                                                                                                                                                                                                                                                             |  <p>The inner door glass: can be removed with a few quick movements for cleaning.</p>                                                                                                                               |
|  <p>KEEP_WARM_72dpi</p>                                                                                                                                                                                                                                                                                                                                                                                                                                                                              |  <p>Side lights: Two opposing side lights increase visibility inside the oven.</p>                                                                                                                                  |
|  <p>Pyrolytic: Pyrolytic cleaning cycles can be selected as necessary to automatically clean the oven interior.</p>                                                                                                                                                                                                                                                                                                                                                                                  |  <p>Warming up: An option for dish warming and keeping the prepared meals hot.</p>                                                                                                                                  |
|  <p>Cooking with temperature probe: It is possible to display the temperature detected by the probe and set a target temperature that the dish must reach. When the core of the dish reaches the desired temperature, cooking stops</p>                                                                                                                                                                                                                                                              |  <p>Air at 40°C provides the perfect environment for proving yeast type dough mixes. Simply select the function and place dough in the cavity for allotted</p>                                                      |
|  <p>Rapid preheat: The rapid preheat function can be used to reach the selected temperature in just a few minutes.</p>                                                                                                                                                                                                                                                                                                                                                                               |  <p>Sabbath: This function allows you to cook food during the Sabbath, the Holiday of rest in the Jewish religion, respecting the precepts. The oven works</p>                                                      |
|  <p>Touch guide: By holding down any symbol for 3 seconds you can get information on its function</p>                                                                                                                                                                                                                                                                                                                                                                                                |  <p>The oven cavity has 4 different cooking levels.</p>                                                                                                                                                             |
|  <p>Smart Cooking System: for the perfect cooking it is simply necessary choosing the kind and the weight of food and the cooking temperature: any other setting will be established automatically.</p>                                                                                                                                                                                                                                                                                              |  <p>Soft close: all models are equipped with advanced function of smooth closing of the door, which allows the device to close smoothly and quietly.</p>                                                            |
|  <p>Step cooking: It is possible to set up to 3 cooking phases in the same recipe by varying function, time and / or temperature. At the end of a phase the next one will start automatically</p>                                                                                                                                                                                                                                                                                                    |  <p>Telescopic rails: allow you to pull out the dish and check it without having to remove it from the oven entirely.</p>                                                                                           |



Electronic control: Allows you to maintain temperature inside the oven with the precision 2-3 ° C. This enables to cook meals that are very sensitive to temperature changes, such as cakes, souffles, puddings.



The capacity indicates the amount of usable space in the oven cavity in litres.



...



...



...