

SHU621X

Product family	Hood
Hood Type	Integrated hood
Design	Ceiling
Extraction	Extraction
Material	Stainless steel
Type of steel	Brushed
EAN code	8017709346058
Colour	Stainless steel
Finishing	Satin
Serigraphy colour	Black
Logo	Applied



Controls

Control setting	Buttons	Led color	Multiple colours
-----------------	---------	-----------	------------------

Program / Functions

No. of speeds	3
Intensive speed	

Technical Features

			
No. of lights	2	Motor power	250 W
Light type	LED	No. of filters	1
Light color temperature scale (K)	4000 K	Anti-grease filters	Stainless steel
Free outlet maximum capacity	780 m ³ /h		

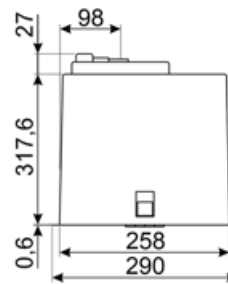
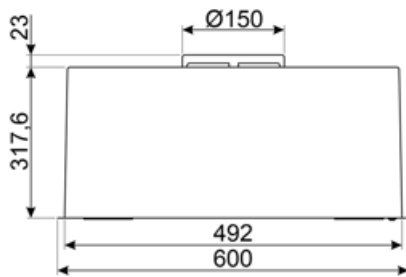
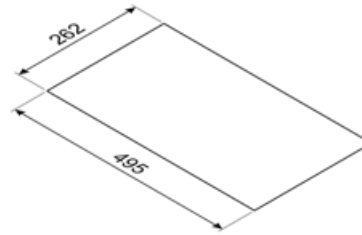
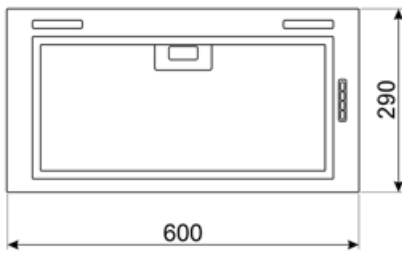
	Extraction rate IEC 61591 [m ³ /h]	Noise level IEC 60704-2-13 [dBA]
Speed 1	300	46
Speed 2	450	55
Speed 3	630	62
Intensive speed	750	66

Electrical Connection

Voltage 220-240 V
Frequency (Hz) 50-60 Hz

Plug

(I) Australia



Compatible Accessories

KITFC152

Charcoal filters Round Kit 2 pieces



Symbols glossary



Filters: Model has filters to help remove grease from the steam emanating from the pans during cooking.



Lights: All cooker hoods feature lights to illuminate the cooking area or add to the ambience of the kitchen.



Intensive/turbo setting: when extra fast extraction is required.