

# SI1B2742D



<b>Product Family</b>	Hob
<b>Built-in type</b>	Ultra-low profile or Fully Flushed
<b>Dimensions</b>	70/75 cm
<b>Power supply</b>	Electric
<b>Type</b>	Induction
<b>EAN code</b>	8017709339692



## Aesthetics



<b>Aesthetic</b>	Universale
<b>Colour</b>	Black
<b>Finishing</b>	Glass
<b>Material</b>	Glass
<b>Glass type</b>	Ceramic
<b>Glass edge</b>	Straight edge
<b>Type of control setting</b>	Digi Touch
<b>LED colours</b>	Red
<b>Control knob position</b>	Front
<b>Logo</b>	Silk screen
<b>Serigraphy colour</b>	Grey

## Program / Functions



<b>No. of induction cook zones</b>	4
<b>Time-setting options</b>	Automatic switch-off
<b>No. of cooking zones with booster</b>	4
<b>No. of Flexible zones</b>	1
<b>Main on/off switch</b>	Yes
<b>Power levels</b>	9
<b>Total no. of cook zones</b>	4

## Options



<b>Flexible Zone Type</b>	Bridge	<b>Residual time indicator</b>	Yes
<b>Worktop Cut-Out</b>	478-482x555-560 mm	<b>Limited Power</b>	Yes
<b>End cooking timer</b>	4	<b>Consumption Mode</b>	
<b>Minute minder</b>	1	<b>Limited Power</b>	1000, 1600, 2200, 2800,
<b>End of cooking alarm</b>	Yes	<b>Consumption Mode in W</b>	3500, 6000, 7200 W
		<b>Control Lock / Child Safety</b>	Yes

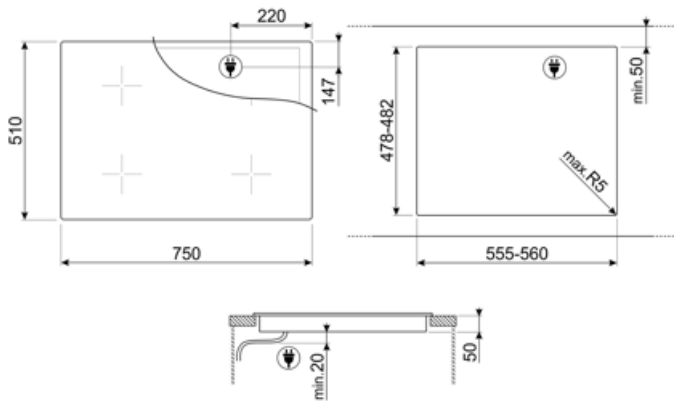
## Technical Features



Front-left - Induction - Single - 1.50 kW - Booster 2.00 kW - Ø 18.0 cm			
Rear-left - Induction - Single - 1.50 kW - Booster 2.00 kW - Ø 18.0 cm			
Rear-right - Induction - Single - 1.50 kW - Booster 2.00 kW - Ø 21.0 cm			
Front-right - Induction - Single - 1.20 kW - Booster 1.60 kW - Ø 14.5 cm			
<b>Left Bridge dimension</b>	38.5x18.0 cm	<b>Automatic switch off when overheat</b>	Yes
<b>Automatic setting according to pan dimension</b>	Yes	<b>Residual heat indicator</b>	Yes
<b>pan detection</b>	Yes, min. 9 cm	<b>Protection against accidental start up</b>	Yes
<b>Minimum pan diameter indication</b>	Yes		

## Electrical Connection

<b>Electrical connection rating (W)</b>	7200 W	<b>Additional connection modalities</b>	Yes, Double and Three Phase
<b>Current</b>	32 A	<b>Frequency (Hz)</b>	50/60 Hz
<b>Voltage (V)</b>	220-240 V	<b>Power supply cable length</b>	120 cm
<b>Voltage 2 (V)</b>	380-415 V	<b>Plug</b>	Not present
<b>Type of electric cable installed</b>	Yes, Single phase		



---

## Compatible Accessories

---



### GRILLPLATE

Universal griddle for induction, gas, ceramic and electric hobs. Non-stick surface ideal for cooking meat, cheese and vegetables. Dimensions: 410 x 240 mm.



### TPKPLATE













Universal plate for induction, gas, ceramic and electric hobs. Non-stick surface ideal for cooking fish, eggs and vegetables. Dimensions: 410 X 240 mm.



### SCRP

Non-scratch hob scraper - suitable for induction and ceramic hobs

## Symbols glossary

	Power booster: option allows the zone to work at full power when very intense cooking is necessary.		Child lock: some models are fitted with a device to lock the programme/cycle so it cannot be accidentally changed.
	CUT_OUT_STANDARD_72dpi		ECO-logic: option allows you to restrict the power limit of the appliance real energy saving.
	Overheat protection: The safety system that automatically turns off the hob in case of overheating of the control unit.		Induction: The work of these hobs is based on the principle of electromagnetic induction. The heat is generated directly in the bottom of the pan during its contact with the hob.
	Indication of residual heat: After the glass ceramic hob is switched off the residual heat indicator shows which of the heating zones still remains hot. When the temperature drops below 60 ° C, the indicator goes out.		Time elapsed: shows how long the cooking zone has been in use.
	Timer: All ceramic hobs have a timer which automatically ends cooking after a preset time.		TWIN_ZONE_72dpi
	Min diameter pot detection of 9 cm.		Touch control