

SI2321D



Product Family	Hob
Built-in type	Ultra-low profile or Fully Flushed
Dimensions	30 cm
Power supply	Electric
Type	Induction
EAN code	8017709330644



Aesthetics



Aesthetic	Universale
Colour	Black
Finishing	Glass
Material	Glass
Glass type	Ceramic
Glass edge	Straight edge
Type of control setting	Digi Touch
LED colours	Red
Control knob position	Front
Logo	Silk screen
Serigraphy colour	Grey

Program / Functions



No. of induction cook zones	2
No. of cooking zones with booster	2
Main on/off switch	Yes
Power levels	9
Total no. of cook zones	2

Options



Worktop Cut-Out	478-482x252-256 mm	Residual time indicator	Yes
End cooking timer	2	Control Lock / Child Safety	Yes
Minute minder	1	Quick start	Yes
End of cooking alarm	Yes		

Technical Features



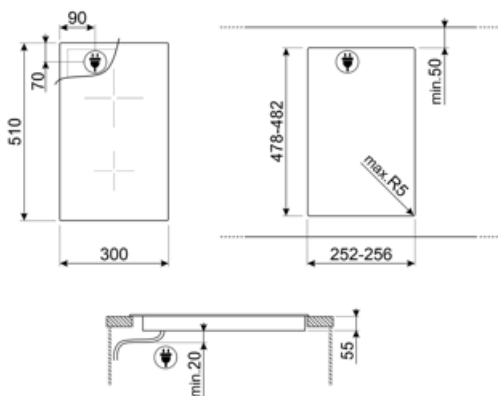
Front-centre - Induction - Single - 1.20 kW - Booster 1.60 kW - Ø 14.5 cm

Rear-centre - Induction - Single - 1.50 kW - Booster 2.00 kW - Ø 21.0 cm

Automatic setting according to pan dimension	Yes	Residual heat indicator	Yes
pan detection	Yes	Eco-Off	Yes
Minimum pan diameter indication	Yes	Protection against accidental start up	Yes
Automatic switch off when overheat	Yes		

Electrical Connection

Electrical connection rating (W)	3600 W	Frequency (Hz)	50/60 Hz
Current	16 A	Power supply cable length	120 cm
Voltage (V)	220-240 V	Plug	Not present
Type of electric cable installed	Yes, Single phase		













Compatible Accessories



SCRP

Non-scratch hob scraper - suitable for induction and ceramic hobs

Symbols glossary

	Power booster: option allows the zone to work at full power when very intense cooking is necessary.		Child lock: some models are fitted with a device to lock the programme/cycle so it cannot be accidentally changed.
	Eco-Off: This energy-saving function shuts the zone down before the timer sounds, making use of the residual heat in the pan.		Overheat protection: The safety system that automatically turns off the hob in case of overheating of the control unit.
	Induction: The work of these hobs is based on the principle of electromagnetic induction. The heat is generated directly in the bottom of the pan during its contact with the hob.		Quick Start function: the chosen temperature is reached faster. The heating element works at maximum power until the right temperature is reached.
	Indication of residual heat: After the glass ceramic hob is switched off the residual heat indicator shows which of the heating zones still remains hot. When the temperature drops below 60 ° C, the indicator goes out.		Time elapsed: shows how long the cooking zone has been in use.
	Timer: All ceramic hobs have a timer which automatically ends cooking after a preset time.		Touch control