

# SI2641D



<b>Product Family</b>	Hob
<b>Built-in type</b>	Ultra-low profile or Fully Flushed
<b>Dimensions</b>	60 cm
<b>Power supply</b>	Electric
<b>Type</b>	Induction
<b>EAN code</b>	8017709287108



## Aesthetics



<b>Aesthetic</b>	Universale
<b>Colour</b>	Black
<b>Finishing</b>	Glass
<b>Material</b>	Glass
<b>Glass type</b>	Ceramic
<b>Glass edge</b>	Straight edge
<b>Gas_replacement</b>	Yes
<b>Type of control setting</b>	Digi Touch
<b>LED colours</b>	Red
<b>Control knob position</b>	Front
<b>Logo</b>	Silk screen
<b>Serigraphy colour</b>	Grey

## Program / Functions



<b>No. of induction cook zones</b>	4
<b>Time-setting options</b>	Spegnimento automatico
<b>No. of cooking zones with booster</b>	4
<b>Main on/off switch</b>	Yes
<b>Power levels</b>	9
<b>Total no. of cook zones</b>	4

## Options



<b>Worktop Cut-Out</b>	478-482x555-560 mm	<b>Residual time indicator</b>	Yes
<b>End cooking timer</b>	4	<b>Limited Power</b>	Yes
<b>Minute minder</b>	1	<b>Consumption Mode</b>	
<b>End of cooking alarm</b>	Yes	<b>Control Lock / Child Safety</b>	Yes

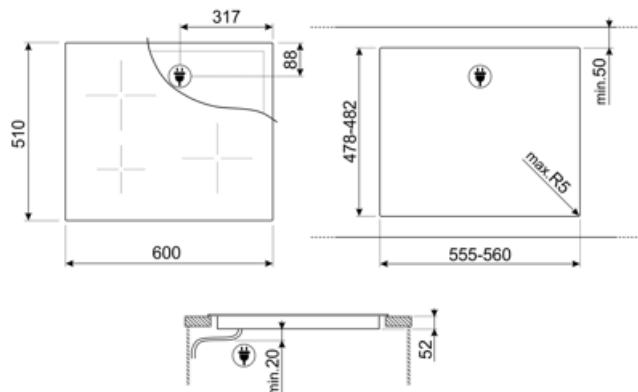
## Technical Features



Front-left - Induction - Single - 1.60 kW - Booster 2.10 kW - Ø 21.0 cm			
Rear-left - Induction - Single - 1.20 kW - Booster 1.60 kW - Ø 15.0 cm			
Rear-right - Induction - Single - 1.60 kW - Booster 2.10 kW - Ø 21.0 cm			
Front-right - Induction - Single - 1.20 kW - Booster 1.60 kW - Ø 15.0 cm			
<b>Automatic setting according to pan dimension</b>	Yes	<b>Automatic switch off when overheat</b>	Yes
<b>pan detection</b>	Yes, min 9 cm	<b>Residual heat indicator</b>	Yes
<b>Minimum pan diameter indication</b>	Yes	<b>Protection against accidental start up</b>	Yes

## Electrical Connection

<b>Electrical connection rating (W)</b>	7200 W	<b>Additional connection modalities</b>	Yes, Double and Three Phase
<b>Current</b>	32 A	<b>Type of electric cable supplied</b>	Yes, Three and Single/Two-phase
<b>Voltage (V)</b>	220-240 V	<b>Frequency (Hz)</b>	50/60 Hz
<b>Voltage 2 (V)</b>	380-415 V	<b>Power supply cable length</b>	120 cm
<b>Type of electric cable installed</b>	Yes, Single phase	<b>Plug</b>	Not present



---

## Compatible Accessories

---



### GRILLPLATE

Universal griddle for induction, gas, ceramic and electric hobs. Non-stick surface ideal for cooking meat, cheese and vegetables. Dimensions: 410 x 240 mm.



### TPKPLATE












Universal plate for induction, gas, ceramic and electric hobs. Non-stick surface ideal for cooking fish, eggs and vegetables. Dimensions: 410 X 240 mm.



### SCRP

Non-scratch hob scraper - suitable for induction and ceramic hobs

## Symbols glossary

	Power booster: option allows the zone to work at full power when very intense cooking is necessary.		Child lock: some models are fitted with a device to lock the programme/cycle so it cannot be accidentally changed.
	Touch control		CUT_OUT_STANDARD_72dpi
	ECO-logic: option allows you to restrict the power limit of the appliance real energy saving.		Overheat protection: The safety system that automatically turns off the hob in case of overheating of the control unit.
	Induction: The work of these hobs is based on the principle of electromagnetic induction. The heat is generated directly in the bottom of the pan during its contact with the hob.		Min diameter pot detection of 9 cm
	Indication of residual heat: After the glass ceramic hob is switched off the residual heat indicator shows which of the heating zones still remains hot. When the temperature drops below 60 ° C, the indicator goes out.		Time elapsed: shows how long the cooking zone has been in use.
	Timer: All ceramic hobs have a timer which automatically ends cooking after a preset time.		