

SI2641D



| | |
|-----------------------|------------------------------------|
| Product Family | Hob |
| Built-in type | Ultra-low profile or Fully Flushed |
| Dimensions | 60 cm |
| Power supply | Electric |
| Type | Induction |
| EAN code | 8017709287108 |



Aesthetics



| | |
|--------------------------------|---------------|
| Aesthetic | Universale |
| Colour | Black |
| Finishing | Glass |
| Material | Glass |
| Glass type | Ceramic |
| Glass edge | Straight edge |
| Gas_replacement | Yes |
| Type of control setting | Digi Touch |
| LED colours | Red |
| Control knob position | Front |
| Logo | Silk screen |
| Serigraphy colour | Grey |

Program / Functions



| | |
|--|------------------------|
| No. of induction cook zones | 4 |
| Time-setting options | Spegnimento automatico |
| No. of cooking zones with booster | 4 |
| Main on/off switch | Yes |
| Power levels | 9 |
| Total no. of cook zones | 4 |

Options



| | | | |
|-----------------------------|--------------------|------------------------------------|-----|
| Worktop Cut-Out | 478-482x555-560 mm | Residual time indicator | Yes |
| End cooking timer | 4 | Limited Power | Yes |
| Minute minder | 1 | Consumption Mode | |
| End of cooking alarm | Yes | Control Lock / Child Safety | Yes |

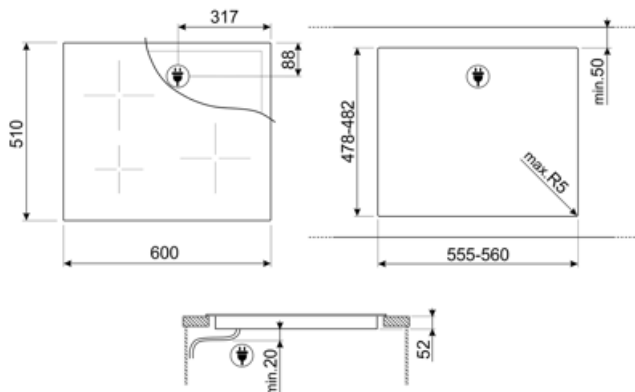
Technical Features



| | | | |
|--|----------------|---|-----|
| Front-left - Induction - Single - 1.60 kW - Booster 2.10 kW - Ø 21.0 cm | | | |
| Rear-left - Induction - Single - 1.20 kW - Booster 1.60 kW - Ø 15.0 cm | | | |
| Rear-right - Induction - Single - 1.60 kW - Booster 2.10 kW - Ø 21.0 cm | | | |
| Front-right - Induction - Single - 1.20 kW - Booster 1.60 kW - Ø 15.0 cm | | | |
| Automatic setting according to pan dimension | Yes | Automatic switch off when overheat | Yes |
| pan detection | Yes, min. 9 cm | Residual heat indicator | Yes |
| Minimum pan diameter indication | Yes | Protection against accidental start up | Yes |

Electrical Connection

| | | | |
|---|-------------------|---|---------------------------------|
| Electrical connection rating (W) | 7200 W | Additional connection modalities | Yes, Double and Three Phase |
| Current | 32 A | Type of electric cable supplied | Yes, Three and Single/Two-phase |
| Voltage (V) | 220-240 V | Frequency (Hz) | 50/60 Hz |
| Voltage 2 (V) | 380-415 V | Power supply cable length | 120 cm |
| Type of electric cable installed | Yes, Single phase | Plug | Not present |



Compatible Accessories



GRILLPLATE

Universal griddle for induction, gas, ceramic and electric hobs. Non-stick surface ideal for cooking meat, cheese and vegetables. Dimensions: 410 x 240 mm.



TPKPLATE












Universal plate for induction, gas, ceramic and electric hobs. Non-stick surface ideal for cooking fish, eggs and vegetables. Dimensions: 410 X 240 mm.



SCRP

Non-scratch hob scraper - suitable for induction and ceramic hobs

Symbols glossary

| | | | |
|---|---|---|--|
|  | Power booster: option allows the zone to work at full power when very intense cooking is necessary. |  | Child lock: some models are fitted with a device to lock the programme/cycle so it cannot be accidentally changed. |
|  | CUT_OUT_STANDAR_72dpi |  | ECO-logic: option allows you to restrict the power limit of the appliance real energy saving. |
|  | Overheat protection: The safety system that automatically turns off the hob in case of overheating of the control unit. |  | Induction: The work of these hobs is based on the principle of electromagnetic induction. The heat is generated directly in the bottom of the pan during its contact with the hob. |
|  | Indication of residual heat: After the glass ceramic hob is switched off the residual heat indicator shows which of the heating zones still remains hot. When the temperature drops below 60 ° C, the indicator goes out. |  | Time elapsed: shows how long the cooking zone has been in use. |
|  | Timer: All ceramic hobs have a timer which automatically ends cooking after a preset time. |  | Min diameter pot detection of 9 cm. |
|  | Touch control | | |