

# SI364FXM



<b>Product Family</b>	Hob
<b>Built-in type</b>	Traditional
<b>Dimensions</b>	60 cm
<b>Power supply</b>	Electric
<b>Type</b>	Induction
<b>EAN code</b>	8017709275891



## Aesthetics



<b>Aesthetic</b>	Classica
<b>Colour</b>	Stainless steel
<b>Material</b>	Stainless Steel
<b>Frame</b>	Yes
<b>Frame colour</b>	Steel effect
<b>Type of control setting</b>	Control knobs
<b>LED colours</b>	Red
<b>Control knob position</b>	Front
<b>No. of controls</b>	4
<b>Controls colour</b>	Steel effect
<b>Logo</b>	Silk screen
<b>Serigraphy colour</b>	Black

## Program / Functions



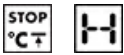
<b>No. of induction cook zones</b>	4
<b>No. of cooking zones with booster</b>	4
<b>Power levels</b>	9
<b>Total no. of cook zones</b>	4

## Options



<b>Worktop Cut-Out</b>	478-482x555-560 mm	<b>Control Lock / Child Safety</b>	Yes
<b>Limited Power Consumption Mode</b>	Yes	<b>Quick start</b>	Yes
<b>Limited Power Consumption Mode in W</b>	1900, 2600, 3000, 3800, 4500 W		

## Technical Features

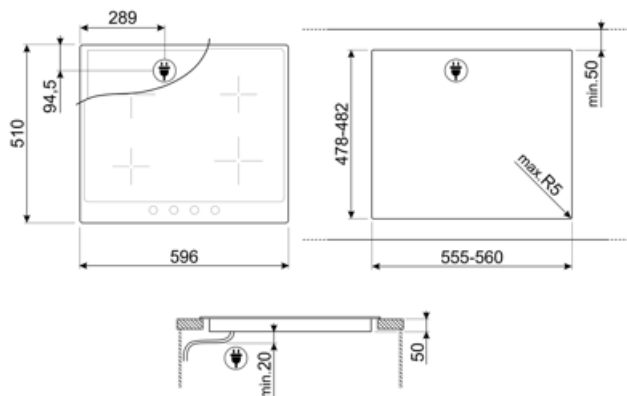


Front-left - Induction - Single - 2.30 kW - Booster 3.00 kW - Ø 21.0 cm  
 Rear-left - Induction - Single - 1.30 kW - Booster 1.40 kW - Ø 16.0 cm  
 Rear-right - Induction - Single - 2.30 kW - Booster 3.00 kW - Ø 21.0 cm  
 Front-right - Induction - Single - 1.30 kW - Booster 1.40 kW - Ø 16.0 cm

<b>Automatic setting according to pan dimension</b>	Yes	<b>Automatic switch off when overheat</b>	Yes
<b>pan detection</b>	Yes	<b>Residual heat indicator</b>	Yes
<b>Minimum pan diameter indication</b>	Yes	<b>Protection against accidental start up</b>	Yes

## Electrical Connection

<b>Electrical connection rating (W)</b>	7400 W	<b>Additional connection modalities</b>	Yes, Double and Three Phase
<b>Current</b>	33 A	<b>Frequency (Hz)</b>	50/60 Hz
<b>Voltage (V)</b>	220-240 V	<b>Power supply cable length</b>	120 cm
<b>Voltage 2 (V)</b>	380-415 V	<b>Terminal box Plug</b>	6 poles Not present
<b>Type of electric cable installed</b>	Yes, Single phase		



---

## Compatible Accessories

---

### 5MP3MB



### LGCN



Connecting Strip Built-in hobs, stainless steel, 475/495 mm

### TPKPLATE



Universal plate for induction, gas, ceramic and electric hobs. Non-stick surface ideal for cooking fish, eggs and vegetables. Dimensions: 410 X 240 mm.

### GRILLPLATE













Universal griddle for induction, gas, ceramic and electric hobs. Non-stick surface ideal for cooking meat, cheese and vegetables. Dimensions: 410 x 240 mm.

### SCRP



Non-scratch hob scraper - suitable for induction and ceramic hobs

## Symbols glossary

	Power booster: option allows the zone to work at full power when very intense cooking is necessary.		Standard installation: Traditional installation in tabletop, suitable for any kitchen sets.
	Child lock: some models are fitted with a device to lock the programme/cycle so it cannot be accidentally changed.		CUT_OUT_STANDARD_72dpi
	ECO-logic: option allows you to restrict the power limit of the appliance real energy saving.		Overheat protection: The safety system that automatically turns off the hob in case of overheating of the control unit.
	Induction: The work of these hobs is based on the principle of electromagnetic induction. The heat is generated directly in the bottom of the pan during its contact with the hob.		Quick Start function: the chosen temperature is reached faster. The heating element works at maximum power until the right temperature is reached.
	Indication of residual heat: After the glass ceramic hob is switched off the residual heat indicator shows which of the heating zones still remains hot. When the temperature drops below 60 ° C, the indicator goes out.		Knobs control