

SI4642B



Product Family
Built-in type
Dimensions
Power supply
Type
EAN code

Hob
Traditional
60 cm
Electric
Induction
8017709288167



Aesthetics



Aesthetic
Colour
Finishing
Material
Glass type
Glass edge
Type of control setting
Slider
LED colours
Control knob position
Logo
Serigraphy colour


Universale
Black
Glass
Glass
Ceramic
Angled edge
Compact Slider
Yes
Red
Front
Silk screen
Grey

Program / Functions



No. of induction cook zones	4
Time-setting options	Automatic switch-off
No. of cooking zones with booster	4
Main on/off switch	Yes
Power levels	9
Total no. of cook zones	4

Options



Worktop Cut-Out	478-482x555-560 mm	Residual time indicator	Yes
Keep warm automatic function	Yes	Limited Power Consumption Mode	Si Advance
End cooking timer	1	Limited Power Consumption Mode in W	2400, 2800, 3500, 4000, 4500, 5000, 5500, 6000, 7400 W
Pause option	Yes	Control Lock / Child Safety	Yes
Minute minder	1	Rapid level selection	Yes
End of cooking alarm	Yes		

Technical Features



Front-left - Induction - Single - 2.30 kW - Booster 3.00 kW - Ø 21.0 cm			
Rear-left - Induction - Single - 1.85 kW - Booster 2.10 kW - Ø 16.0 cm			
Rear-right - Induction - Single - 2.30 kW - Booster 3.00 kW - Ø 21.0 cm			
Front-right - Induction - Single - 1.85 kW - Booster 2.10 kW - Ø 16.0 cm			
Automatic setting according to pan dimension	Yes	Automatic switch off when overheat	Yes
pan detection	Yes, min. 7 cm	Residual heat indicator	Yes
Permanent Automatic Pot Detection with indication of the relative control	Yes	Protection against accidental start up	Yes
Minimum pan diameter indication	Yes		

Electrical Connection

Electrical connection rating (W)	7400 W	Additional connection modalities	Yes, Double and Three Phase
Current	33 A	Frequency (Hz)	50/60 Hz
Voltage (V)	220-240 V	Power supply cable length	120 cm
Voltage 2 (V)	380-415 V	Terminal box	6 poles
Type of electric cable installed	Yes, Single phase	Plug	Not present




















Compatible Accessories



SCRP

Non-scratch hob scraper - suitable for induction and ceramic hobs

Symbols glossary

 <p>Permanent auto pot detection</p>	 <p>Power booster: option allows the zone to work at full power when very intense cooking is necessary.</p>
 <p>Standard installation: Traditional installation in tabletop, suitable for any kitchen sets.</p>	 <p>Child lock: some models are fitted with a device to lock the programme/cycle so it cannot be accidentally changed.</p>
 <p>Compact Slider intuitive and easy to use</p>	 <p>The slider control panel allows you to adjust the power simply by passing your finger across the touch device.</p>
 <p>CUT_OUT_STANDARD_72dpi</p>	 <p>This function allows you to keep cooked food warm without burner it</p>
 <p>Overheat protection: The safety system that automatically turns off the hob in case of overheating of the control unit.</p>	 <p>Induction: The work of these hobs is based on the principle of electromagnetic induction. The heat is generated directly in the bottom of the pan during its contact with the hob.</p>
 <p>Min diameter pot detection of 7 cm.</p>	 <p>All cooking zones can be reduced to the minimum power level, so the hob can be left unattended for a short period without food overcooking or burning. Then just press again this function, the previously set power levels can be reactivated.</p>
 <p>Possibility to set the maximum power absorption of the hob.</p>	 <p>Quick selection, with one touch cooking begins at the highest level, then automatically reduces after time. Ideal for dishes that require quick boiling and then continued cooking without constant control (eg beef broth).</p>
 <p>Indication of residual heat: After the glass ceramic hob is switched off the residual heat indicator shows which of the heating zones still remains hot. When the temperature drops below 60 ° C, the indicator goes out.</p>	 <p>Time elapsed: shows how long the cooking zone has been in use.</p>
 <p>Timer: All ceramic hobs have a timer which automatically ends cooking after a preset time.</p>	