


## SI4742D



|                 |                              |
|-----------------|------------------------------|
| Product familie | Kookplaat                    |
| Type            | Standaard opbouw of vlakbouw |
| Afmeting        | 70/75 cm                     |
| Voeding         | Elektrisch                   |
| Type            | Inductie                     |
| EAN-code        | 8017709288150                |



## Design



|                   |                          |
|-------------------|--------------------------|
| Design            | Universeel               |
| Kleur             | Zwart                    |
| Afwerking         | Glas                     |
| Materiaal         | Glas                     |
| Type glas         | Keramisch                |
| Glazen rand       | Rechte rand              |
| Bediening         | Compact Slider bediening |
| Slider bediening  | Ja                       |
| Kleur LED         | Rood                     |
| Positie bediening | Vooraan                  |
| Logo              | Geëtst                   |
| Kleur serigrafie  | Grijs                    |

## Program / Functions



|                              |                            |
|------------------------------|----------------------------|
| Aantal inductiekookzones     | 4                          |
| Opties tijdprogrammering     | Automatische uitschakeling |
| Aantal kookzones met booster | 4                          |
| Hoofdtoets aan/uit           | Ja                         |
| Vermogenniveaus              | 9                          |
| Totaal aantal kookzones      | 4                          |

## Opties



|                                      |                    |                                  |                                                        |
|--------------------------------------|--------------------|----------------------------------|--------------------------------------------------------|
| <b>Worktop Cut-Out</b>               | 478-482x555-560 mm | <b>Resttijd indicator</b>        | Ja                                                     |
| <b>Warmhoudfunctie</b>               | Ja                 | <b>ECO-Logic optie</b>           | Si Advance                                             |
| <b>Automatische uitschakeling</b>    | 4                  | <b>Beperkt vermogensverbruik</b> | 2400, 2800, 3500, 4000, 4500, 5000, 5500, 6000, 7400 W |
| <b>Timer</b>                         | 4                  | <b>Kinderbeveiliging</b>         | Ja                                                     |
| <b>Geluidssignaal einde kooktijd</b> | Ja                 | <b>Snelle selectie niveaus</b>   | Ja                                                     |

## Technische specificaties



Linksvoor - Inductie - enkel - 2.30 kW - Booster 3.00 kW - Ø 21.0 cm

Linksachter - Inductie - enkel - 1.85 kW - Booster 2.10 kW - Ø 16.0 cm

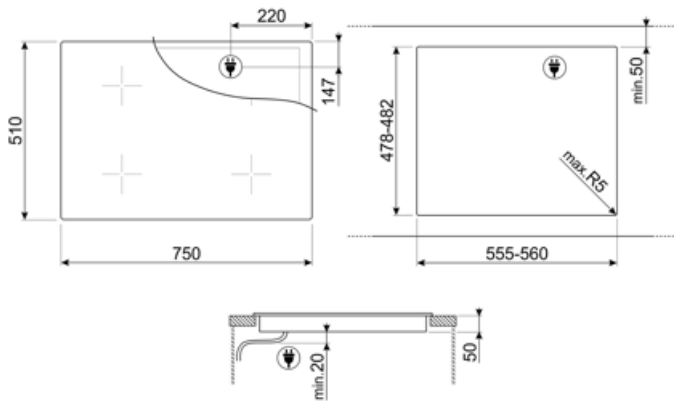
Rechtsachter - Inductie - enkel - 2.30 kW - Booster 3.00 kW - Ø 21.0 cm

Rechtsvoor - Inductie - enkel - 1.85 kW - Booster 2.10 kW - Ø 16.0 cm

|                                                                             |               |                                                       |    |
|-----------------------------------------------------------------------------|---------------|-------------------------------------------------------|----|
| <b>Automatische aanpassing panafmeting</b>                                  | Ja            | <b>Automatisch uitschakelen i.g.v. oververhitting</b> | Ja |
| <b>Automatische panherkenning</b>                                           | Ja, min. 7 cm | <b>Restwarmte indicator</b>                           | Ja |
| <b>Permanente automatische pot herkenning met indicatie op de bediening</b> | Ja            | <b>Beveiliging tegen accidentele inschakeling</b>     | Ja |
| <b>Indicator minimaal te gebruiken diameter</b>                             | Ja            |                                                       |    |

## Elektrische aansluiting

|                                |           |                             |                             |
|--------------------------------|-----------|-----------------------------|-----------------------------|
| <b>Nominale aansluitwaarde</b> | 7400 W    | <b>Type stroomkabel</b>     | Yes, Double and Three Phase |
| <b>Stroom</b>                  | 33 A      | <b>Frequentie</b>           | 50/60 Hz                    |
| <b>Spanning (V)</b>            | 220-240 V | <b>Lengte voedingskabel</b> | 120 cm                      |
| <b>Spanning 2 (V)</b>          | 380-415 V | <b>Aansluiting</b>          | 6 polig                     |
| <b>Type stroomkabel</b>        | Eenfasig  | <b>Stekker</b>              | Nee                         |



## Compatible Accessories
















---



**SCRP**

Schraper voor inductie- en vitrokeramische kookplaten

## Symbols glossary

|                                                                                                                                                                                                                                                                                                                   |                                                                                                                                                                                                                                                                                                                       |
|-------------------------------------------------------------------------------------------------------------------------------------------------------------------------------------------------------------------------------------------------------------------------------------------------------------------|-----------------------------------------------------------------------------------------------------------------------------------------------------------------------------------------------------------------------------------------------------------------------------------------------------------------------|
|  <p>Power booster: option allows the zone to work at full power when very intense cooking is necessary.</p>                                                                                                                       |  <p>Sommige modellen zijn voorzien van een functie om het programma/de cyclus te blokkeren zodat het niet per ongeluk kan aangepast worden.</p>                                                                                      |
|  <p>The slider control panel allows you to adjust the power simply by passing your finger across the touch device.</p>                                                                                                            |  <p>CUT_OUT_STANDARD_72dpi</p>                                                                                                                                                                                                       |
|  <p>This function allows you to keep cooked food warm without burner it</p>                                                                                                                                                       |  <p>Overheat protection: The safety system that automatically turns off the hob in case of overheating of the control unit.</p>                                                                                                      |
|  <p>Induction: The work of these hobs is based on the principle of electromagnetic induction. The heat is generated directly in the bottom of the pan during its contact with the hob.</p>                                        |  <p>Quick selection, with one touch cooking begins at the highest level, then automatically reduces after time. Ideal for dishes that require quick boiling and then continued cooking without constant control (eg beef broth).</p> |
|  <p>Indication of residual heat: After the glass ceramic hob is switched off the residual heat indicator shows which of the heating zones still remains hot. When the temperature drops below 60 ° C, the indicator goes out.</p> |  <p>Time elapsed: shows how long the cooking zone has been in use.</p>                                                                                                                                                               |
|  <p>Timer: All ceramic hobs have a timer which automatically ends cooking after a preset time.</p>                                                                                                                              |  <p>Permanent auto pot detection</p>                                                                                                                                                                                               |
|  <p>Min diameter pot detection of 7 cm.</p>                                                                                                                                                                                     |  <p>Possibility to set the maximum power absorption of the hob.</p>                                                                                                                                                                |
|  <p>Compact Slider intuitive and easy to use</p>                                                                                                                                                                                |                                                                                                                                                                                                                                                                                                                       |