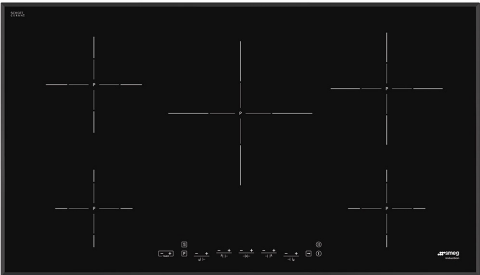


SI5952B



Product Family	Hob
Built-in type	Ultra-low profile
Dimensions	90 cm
Power supply	Electric
Type	Induction
EAN code	8017709199791



Aesthetics



Aesthetic	Universale
Colour	Black
Finishing	Glass
Material	Glass
Glass type	Ceramic
Glass edge	Angled edge
Type of control setting	Digi Touch
LED colours	Red
Control knob position	Front
Logo	Silk screen
Serigraphy colour	Grey

Program / Functions



No. of induction cook zones	5
No. of cooking zones with booster	5
Main on/off switch	Yes
Power levels	9
Total no. of cook zones	5

Options



<b>Worktop Cut-Out</b>	490x878 mm	<b>Minute minder</b>	5
<b>Simmering Function</b>	Yes	<b>End of cooking alarm</b>	Yes
<b>Keep warm automatic function</b>	Yes	<b>Residual time indicator</b>	Yes
<b>Melting/Low temperature cooking function</b>	Yes	<b>Showroom Demo Option</b>	Yes
<b>End cooking timer</b>	5	<b>Control Lock / Child Safety</b>	Yes
<b>Pause option</b>	Yes		

## Technical Features



Front-left - Induction - Single - 1.40 kW - Booster 2.20 kW - Ø 14.5 cm

Rear-left - Induction - Single - 1.85 kW - Booster 3.00 kW - Ø 18.0 cm

Central - Induction - Giant - 3.00 kW - Booster 3.70 kW - Ø 27.0 cm

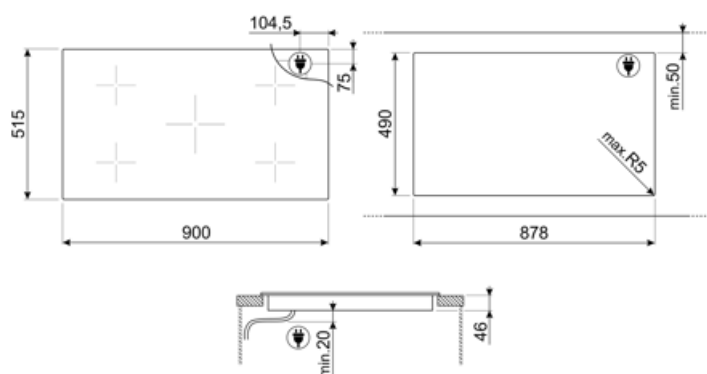
Rear-right - Induction - Single - 2.30 kW - Booster 3.70 kW - Ø 21.0 cm

Front-right - Induction - Single - 1.40 kW - Booster 2.20 kW - Ø 14.5 cm

<b>Automatic setting according to pan dimension</b>	Yes	<b>Automatic switch off when overflow</b>	Yes
<b>pan detection</b>	Yes	<b>Residual heat indicator</b>	Yes
<b>Minimum pan diameter indication</b>	Yes	<b>Protection against accidental start up</b>	Yes
<b>Automatic switch off when overheat</b>	Yes		

## Electrical Connection

<b>Electrical connection rating (W)</b>	7200 W	<b>Frequency (Hz)</b>	50/60 Hz
<b>Current</b>	32 A	<b>Power supply cable length</b>	150 cm
<b>Voltage (V)</b>	220-240 V	<b>Terminal box</b>	6 poles
<b>Voltage 2 (V)</b>	380-415 V	<b>Plug</b>	Not present
<b>Type of electric cable installed</b>	Yes, Single and Double phase		



---

## Compatible Accessories
















---



### SCRP

Non-scratch hob scraper - suitable for induction and ceramic hobs

## Symbols glossary

	Power booster: option allows the zone to work at full power when very intense cooking is necessary.		Ultra-low profile: Installation of product with flat edge - height of 1 mm.
	Child lock: some models are fitted with a device to lock the programme/cycle so it cannot be accidentally changed.		Touch control
	Giant zone: The giant zone offers extra space and flexibility.		This function allows you to keep cooked food warm without burner it
	Overheat protection: The safety system that automatically turns off the hob in case of overheating of the control unit.		Induction: The work of these hobs is based on the principle of electromagnetic induction. The heat is generated directly in the bottom of the pan during its contact with the hob.
	Melting function, suitable for slowly melting delicate foods such as chocolate or butter.		Overfill protection: The special overfill protection shuts down the stove in the presence of overflow of liquids.
	All cooking zones can be reduced to the minimum power level, so the hob can be left unattended for a short period without food overcooking or burning. Then just press again this function, the previously set power levels can be reactivated.		Indication of residual heat: After the glass ceramic hob is switched off the residual heat indicator shows which of the heating zones still remains hot. When the temperature drops below 60 ° C, the indicator goes out.
	Simmering function: ideal for long-cooking recipes, preventing food from boiling over or sticking to the pan.		Time elapsed: shows how long the cooking zone has been in use.
	Timer: All ceramic hobs have a timer which automatically ends cooking after a preset time.		