

# SI964PM



|                |               |
|----------------|---------------|
| Product Family | Hob           |
| Built-in type  | Traditional   |
| Dimensions     | 60 cm         |
| Power supply   | Electric      |
| Type           | Induction     |
| EAN code       | 8017709275822 |



## Aesthetics



|                               |                               |
|-------------------------------|-------------------------------|
| Aesthetic                     | Victoria                      |
| Colour                        | Cream                         |
| Material                      | Verniciato                    |
| Glass type                    | Ceramic Eclipse               |
| Frame                         | Yes                           |
| Frame colour                  | Cream                         |
| Type of control setting       | Control knobs                 |
| LED colours                   | Red                           |
| Control knob position         | Front                         |
| No. of controls               | 4                             |
| Controls colour               | Chrome                        |
| Logo                          | Silk screen                   |
| Serigraphy colour             | Grey                          |
| Alternative colours available | White, Black, Stainless steel |

## Program / Functions



|                                   |   |
|-----------------------------------|---|
| No. of induction cook zones       | 4 |
| No. of cooking zones with booster | 4 |
| Power levels                      | 9 |
| Total no. of cook zones           | 4 |

## Options



|  |                                |                                    |     |
|--|--------------------------------|------------------------------------|-----|
| <b>Worktop Cut-Out</b>                     | 478-482x555-560 mm             | <b>Control Lock / Child Safety</b> | Yes |
| <b>Limited Power Consumption Mode</b>      | Yes                            | <b>Quick start</b>                 | Yes |
| <b>Limited Power Consumption Mode in W</b> | 1900, 2600, 3000, 3800, 4500 W |                                    |     |

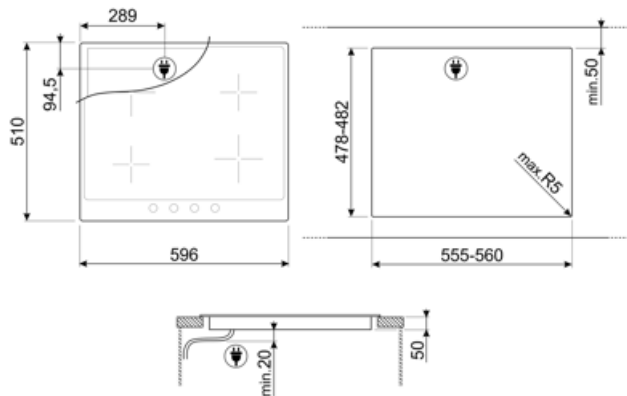
## Technical Features



|   |   |   |     |
|---|---|---|-----|
| Front-left - Induction - Single                     | - 2.30 kW - Booster 3.00 kW - Ø 21.0 cm |   |     |
| Rear-left - Induction - Single                      | - 1.30 kW - Booster 1.40 kW - Ø 16.0 cm |   |     |
| Rear-right - Induction - Single                     | - 2.30 kW - Booster 3.00 kW - Ø 21.0 cm |   |     |
| Front-right - Induction - Single                    | - 1.30 kW - Booster 1.40 kW - Ø 16.0 cm |   |     |
| <b>Automatic setting according to pan dimension</b> | Yes                                     | <b>Automatic switch off when overheat</b>     | Yes |
| <b>pan detection</b>                                | Yes                                     | <b>Residual heat indicator</b>                | Yes |
| <b>Minimum pan diameter indication</b>              | Yes                                     | <b>Protection against accidental start up</b> | Yes |

## Electrical Connection

|   |                   |   |                             |
|---|-------------------|---|-----------------------------|
| <b>Electrical connection rating (W)</b> | 7400 W            | <b>Additional connection modalities</b> | Yes, Double and Three Phase |
| <b>Current</b>                          | 33 A              | <b>Frequency (Hz)</b>                   | 50/60 Hz                    |
| <b>Voltage (V)</b>                      | 220-240 V         | <b>Terminal box</b>                     | 6 poles                     |
| <b>Voltage 2 (V)</b>                    | 380-415 V         | <b>Plug</b>                             | Not present                 |
| <b>Type of electric cable installed</b> | Yes, Single phase |   |                             |



---

## Compatible Accessories

---



### GRILLPLATE

Universal griddle for induction, gas, ceramic and electric hobs. Non-stick surface ideal for cooking meat, cheese and vegetables. Dimensions: 410 x 240 mm.



### SCRP

Non-scratch hob scraper - suitable for induction and ceramic hobs



### TPKPLATE

Universal plate for induction, gas, ceramic and electric hobs. Non-stick surface ideal for cooking fish, eggs and vegetables. Dimensions: 410 X 240 mm.

---

## Alternative products

---



**SI964NM**












Colour: Black



**SI964XM**

Colour: Stainless steel

## Symbols glossary

|   |   |   |  |
|---|---|---|--|
|   | Power booster: option allows the zone to work at full power when very intense cooking is necessary.   |  | Standard installation: Traditional installation in tabletop, suitable for any kitchen sets.  |
|   | Child lock: some models are fitted with a device to lock the programme/cycle so it cannot be accidentally changed.  |  | Knobs control  |
|   | CUT_OUT_STANDAR_72dpi   |  | Darkness becomes light   |
|   | ECO-logic: option allows you to restrict the power limit of the appliance real energy saving.   |  | Overheat protection: The safety system that automatically turns off the hob in case of overheating of the control unit.                            |
|   | Induction: The work of these hobs is based on the principle of electromagnetic induction. The heat is generated directly in the bottom of the pan during its contact with the hob.  |  | Quick Start function: the chosen temperature is reached faster. The heating element works at maximum power until the right temperature is reached. |
|  | Indication of residual heat: After the glass ceramic hob is switched off the residual heat indicator shows which of the heating zones still remains hot. When the temperature drops below 60 ° C, the indicator goes out. |   |  |