

SI964XM



Product Family
Built-in type
Dimensions
Power supply
Type
EAN code

Hob
Traditional
60 cm
Electric
Induction
8017709275839



Aesthetics



Aesthetic	Victoria
Colour	Stainless steel
Material	Stainless Steel
Frame	Yes
Frame colour	Steel effect
Type of control setting	Control knobs
LED colours	Red
Control knob position	Front
No. of controls	4
Controls colour	Chrome
Logo	Silk screen
Serigraphy colour	Black
Alternative colours available	White, Stainless steel, Cream

Program / Functions



No. of induction cook zones	4
No. of cooking zones with booster	4
Power levels	9
Total no. of cook zones	4

Options



Worktop Cut-Out	478-482x555-560 mm	Control Lock / Child Safety	Yes
Limited Power Consumption Mode	Yes	Quick start	Yes
Limited Power Consumption Mode in W	1900, 2600, 3000, 3800, 4500 W		

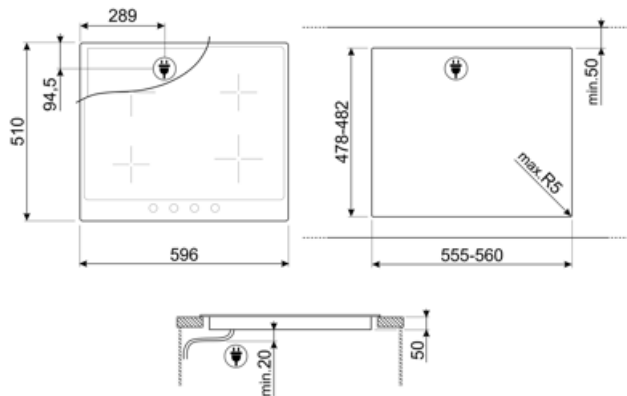
Technical Features



Front-left - Induction - Single - 2.30 kW - Booster 3.00 kW - Ø 21.0 cm			
Rear-left - Induction - Single - 1.30 kW - Booster 1.40 kW - Ø 16.0 cm			
Rear-right - Induction - Single - 2.30 kW - Booster 3.00 kW - Ø 21.0 cm			
Front-right - Induction - Single - 1.30 kW - Booster 1.40 kW - Ø 16.0 cm			
Automatic setting according to pan dimension	Yes	Automatic switch off when overheat	Yes
pan detection	Yes	Residual heat indicator	Yes
Minimum pan diameter indication	Yes	Protection against accidental start up	Yes

Electrical Connection

Electrical connection rating (W)	7400 W	Additional connection modalities	Yes, Double and Three Phase
Current	33 A	Frequency (Hz)	50/60 Hz
Voltage (V)	220-240 V	Power supply cable length	120 cm
Voltage 2 (V)	380-415 V	Terminal box	6 poles
Type of electric cable installed	Yes, Single phase	Plug	Not present



Compatible Accessories



GRILLPLATE

Universal griddle for induction, gas, ceramic and electric hobs. Non-stick surface ideal for cooking meat, cheese and vegetables. Dimensions: 410 x 240 mm.



SCRP

Non-scratch hob scraper - suitable for induction and ceramic hobs



TPKPLATE

Universal plate for induction, gas, ceramic and electric hobs. Non-stick surface ideal for cooking fish, eggs and vegetables. Dimensions: 410 X 240 mm.

Alternative products













SI964NM
Colour: Black



SI964PM
Colour: Cream

Symbols glossary

	Power booster: option allows the zone to work at full power when very intense cooking is necessary.		Standard installation: Traditional installation in tabletop, suitable for any kitchen sets.
	Child lock: some models are fitted with a device to lock the programme/cycle so it cannot be accidentally changed.		CUT_OUT_STANDARD_72dpi
	ECO-logic: option allows you to restrict the power limit of the appliance real energy saving.		Overheat protection: The safety system that automatically turns off the hob in case of overheating of the control unit.
	Induction: The work of these hobs is based on the principle of electromagnetic induction. The heat is generated directly in the bottom of the pan during its contact with the hob.		Quick Start function: the chosen temperature is reached faster. The heating element works at maximum power until the right temperature is reached.
	Indication of residual heat: After the glass ceramic hob is switched off the residual heat indicator shows which of the heating zones still remains hot. When the temperature drops below 60 ° C, the indicator goes out.		Knobs control