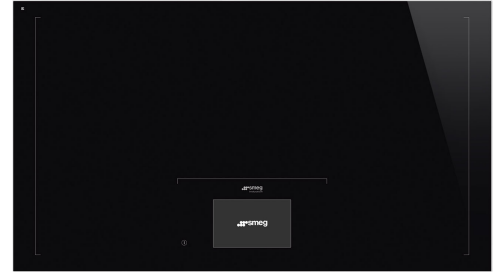


# SIA1963D



<b>Product Family</b>	Hob
<b>Built-in</b>	Ultra-low profile or Fully Flushed
<b>Dimensions</b>	90 cm
<b>Power supply</b>	Electric
<b>Type</b>	Induction
<b>EAN code</b>	8017709304034



## Aesthetics



<b>Aesthetics</b>	Universal
<b>Colour</b>	Black
<b>Finishing</b>	Glass
<b>Material</b>	Glass
<b>Glass Type</b>	Ceramic glass
<b>Glass edge</b>	Straight edge
<b>Type of control setting</b>	Vivo Screen Max
<b>Slider</b>	Yes
<b>Slider</b>	TFT
<b>Control knobs position</b>	Front
<b>Logo</b>	Silk screen
<b>Serigraphy colour</b>	Grey
<b>Alternative colours available</b>	Grey, Silver

## Program / Functions



<b>No. of induction cook zones</b>	6
<b>Time-setting options</b>	Automatic switch-off
<b>No. of cooking zones with booster</b>	6
<b>Main on/off switch</b>	Yes
<b>Power levels</b>	17

## Options



<b>Multizone Option</b>	Yes	<b>Minute minder</b>	1
<b>Flexible Zone Type</b>	AreaZone	<b>End of cooking acoustic alarm</b>	Yes
<b>Standard cut out</b>	500-916 mm	<b>Residual time indicator</b>	Yes
<b>Follow Pot</b>	Yes	<b>Limited Power</b>	Yes advance
<b>Auto-boiling Function</b>	Yes	<b>Consumption Mode</b>	
<b>Simmering Function</b>	Yes	<b>Limited Power Consumption Mode in W</b>	2400 a 11100 - step 100
<b>Keep warm automatic function</b>	Yes	<b>Show Room Demo Option</b>	Yes
<b>Melting/Low temperature cooking function</b>	Yes	<b>Control Lock / Child Safety</b>	Yes
<b>End cooking timer</b>	6	<b>Bridge option</b>	Yes
<b>Pause option</b>	Yes	<b>Quick start</b>	Yes
		<b>Rapid level selection</b>	Yes

## Technical Features

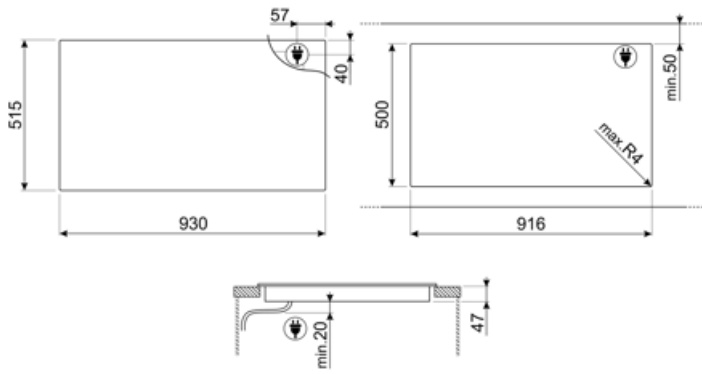


Central - Induction - Multizone - 2.40 kW - Booster 3.70 kW - 84.0x40.0 cm

<b>Automatic setting according to pan dimension</b>	Yes	<b>Automatic switch off when overflow</b>	Yes
<b>Automatic pan detection</b>	Yes, min 10 cm	<b>Residual heat indicator</b>	Yes
<b>Permanent Automatic Pot Detection with indication of the relative control</b>	Yes	<b>Protection against accidental start up</b>	Yes
<b>Automatic switch off when overheat</b>	Yes		

## Electrical Connection

<b>Nominal power (W)</b>	11100 W	<b>Type of electric cable supplied</b>	Yes, Single and Double phase
<b>Current</b>	49 A	<b>Frequency (Hz)</b>	50/60 Hz
<b>Voltage (V)</b>	220-240 V	<b>Power supply cable length</b>	120 cm
<b>Voltage 2 (V)</b>	380-415 V	<b>Terminal Box Plug</b>	5 poles No
<b>Type of electric cable</b>	Three-phase		
<b>Type of electric cable</b>	Single and Double phase		



---

## Compatible Accessories

---



### GRILLPLATE

Universal griddle for induction, gas, ceramic and electric hobs. Non-stick surface ideal for cooking meat, cheese and vegetables. Dimensions: 410 x 240 mm.



### TPKPLATE

Universal plate for induction, gas, ceramic and electric hobs. Non-stick surface ideal for cooking fish, eggs and vegetables. Dimensions: 410 X 240 mm.



### SCRP

Induction and ceramic hobs and teppanyaki scraper

---

## Alternative products























---

**SIA1963DG**

Colour: Neptune Grey



## Symbols glossary

	Permanent auto pot detection		Automatic Boiling function: a sensor confirms once the boiling point has been reached and then an acoustic alert signals that the ingredients can be added, saving time and energy.
	Power booster: option allows the zone to work at full power when very intense cooking is necessary.		Child lock: some models are fitted with a device to lock the programme/cycle so it cannot be accidentally changed.
	7 inches TFT touch, high resolution display, true colours		The slider control panel allows you to adjust the power simply by passing your finger across the touch device.
	Possibility to freely move the pot everywhere without turn off the initial settings chosen.		Elegant silver or black glass with under glass serigraphy which allows smoothness, brilliance and no noise to the surface
	Keep warm function: Keep warm function keeps the cooked food heated. In this mode the heating zone operates at a minimum capacity for 120 minutes and then turns off automatically.		Overheat protection: The safety system that automatically turns off the hob in case of overheating of the control unit.
	Induction: The work of these hobs is based on the principle of electromagnetic induction. The heat is generated directly in the bottom of the pan during its contact with the hob.		Melting function, suitable for slowly melting delicate foods such as chocolate or butter.
	Overfill protection: The special overfill protection shuts down the stove in the presence of overflow of liquids.		PAUSE_72dpi
	Possibility to set the maximum power absorption of the hob		Quick selection, with one touch cooking begins at the highest level, then automatically reduces after time. Ideal for dishes that require quick boiling and then continued cooking without constant control (eg beef broth).
	Quick Start function: the chosen temperature is reached faster. The heating element works at maximum power until the right temperature is reached.		Indication of residual heat: After the glass ceramic hob is switched off the residual heat indicator shows which of the heating zones still remains hot. When the temperature drops below 60 ° C, the indicator goes out.
	Simmering function: ideal for long-cooking recipes, preventing food from boiling over or sticking to the pan.		Time elapsed: shows how long the cooking zone has been in use.
	Timer: All ceramic hobs have a timer which automatically ends cooking after a preset time.		TWIN_ZONE_72dpi