


# SIB2641D



<b>Product Family</b>	Hob
<b>Built-in</b>	Ultra-low profile or Fully Flushed
<b>Dimensions</b>	60 cm
<b>Power supply</b>	Electric
<b>Type</b>	Induction
<b>EAN code</b>	8017709326951



## Aesthetics



<b>Aesthetics</b>	Universal
<b>Colour</b>	Black
<b>Finishing</b>	Glass
<b>Material</b>	Glass
<b>Glass Type</b>	Ceramic
<b>Glass edge</b>	Straight edge
<b>Gas_replacement</b>	Yes
<b>Type of control setting</b>	Digi Touch
<b>Slider</b>	Red
<b>Control knobs position</b>	Front
<b>Logo</b>	Silk screen
<b>Serigraphy colour</b>	Grey

## Program / Functions



<b>No. of induction cook zones</b>	4
<b>Time-setting options</b>	Automatic switch-off
<b>No. of cooking zones with booster</b>	4
<b>No. of Flexible zones</b>	2
<b>Main on/off switch</b>	Yes
<b>Power levels</b>	9
<b>Total no. of cook zones</b>	4

## Options



<b>Flexible Zone Type</b>	Bridge	<b>Residual time indicator</b>	Yes
<b>Standard cut out</b>	478-482x555-560 mm	<b>Limited Power Consumption Mode</b>	Yes
<b>End cooking timer</b>	4	<b>Control Lock / Child Safety</b>	Yes
<b>Minute minder</b>	1	<b>Bridge option</b>	Yes
<b>End of cooking acoustic alarm</b>	Yes		

## Technical Features



Front left - Induction - single - 1.70 kW - Booster 2.10 kW - Ø 18.0 cm  
 Rear left - Induction - single - 1.70 kW - Booster 2.10 kW - Ø 18.0 cm  
 Rear right - Induction - single - 1.70 kW - Booster 2.10 kW - Ø 18.0 cm  
 Front right - Induction - single - 1.70 kW - Booster 2.10 kW - Ø 18.0 cm

<b>Booster power left Multizone</b>	3,00 kW	<b>Minimum pan diameter indication</b>	Yes
<b>Booster power right Multizone</b>	3,00 kW	<b>Automatic switch off when overheat</b>	Yes
<b>Automatic setting according to pan dimension</b>	Yes	<b>Residual heat indicator</b>	Yes
<b>Automatic pan detection</b>	Yes, min 9 cm	<b>Protection against accidental start up</b>	Yes

## Electrical Connection

<b>Nominal power (W)</b>	7200 W	<b>Type of electric cable</b>	Yes, Double and Three Phase
<b>Current</b>	32 A	<b>Frequency (Hz)</b>	50/60 Hz
<b>Voltage (V)</b>	220-240 V	<b>Power supply cable length</b>	120 cm
<b>Voltage 2 (V)</b>	380-415 V	<b>Plug</b>	No
<b>Type of electric cable</b>	Single phase		



---

## Compatible Accessories

---



### GRILLPLATE

Universal griddle for induction, gas, ceramic and electric hobs. Non-stick surface ideal for cooking meat, cheese and vegetables. Dimensions: 410 x 240 mm.



### SCRP













Induction and ceramic hobs and teppanyaki scraper



### TPKPLATE

Universal plate for induction, gas, ceramic and electric hobs. Non-stick surface ideal for cooking fish, eggs and vegetables. Dimensions: 410 X 240 mm.

## Symbols glossary

	Power booster: option allows the zone to work at full power when very intense cooking is necessary.		Child lock: some models are fitted with a device to lock the programme/cycle so it cannot be accidentally changed.
	CUT_OUT_STANDAR_72dpi		ECO-logic: option allows you to restrict the power limit of the appliance real energy saving.
	Overheat protection: The safety system that automatically turns off the hob in case of overheating of the control unit.		Induction: The work of these hobs is based on the principle of electromagnetic induction. The heat is generated directly in the bottom of the pan during its contact with the hob.
	Indication of residual heat: After the glass ceramic hob is switched off the residual heat indicator shows which of the heating zones still remains hot. When the temperature drops below 60 ° C, the indicator goes out.		Time elapsed: shows how long the cooking zone has been in use.
	Timer: All ceramic hobs have a timer which automatically ends cooking after a preset time.		TWIN_ZONE_72dpi
	Min diameter pot detection of 9 cm		Touch control