

# SIB2741D



Product Family	Hob
Built-in type	Ultra-low profile or Fully Flushed
Dimensions	70/75 cm
Power supply	Electric
Type	Induction
EAN code	8017709326968



## Aesthetics



Aesthetic	Universale
Colour	Black
Finishing	Glass
Material	Glass
Glass type	Ceramic
Glass edge	Straight edge
Gas_replacement	Yes
Type of control setting	Digi Touch
LED colours	Red
Control knob position	Front
Logo	Silk screen
Serigraphy colour	Grey

## Program / Functions



No. of induction cook zones	4
Time-setting options	Automatic switch-off
No. of cooking zones with booster	4
No. of Flexible zones	2
Main on/off switch	Yes
Power levels	9
Total no. of cook zones	4

## Options



<b>Flexible Zone Type</b>	Bridge	<b>Residual time indicator</b>	Yes
<b>Worktop Cut-Out</b>	478-482x555-560 mm	<b>Limited Power Consumption Mode</b>	Yes
<b>End cooking timer</b>	4	<b>Limited Power Consumption Mode in W</b>	1000, 1600, 2200, 2800, 3500, 6000, 7200 W
<b>Minute minder</b>	1	<b>Control Lock / Child Safety</b>	Yes
<b>End of cooking alarm</b>	Yes	<b>Bridge option</b>	Yes

## Technical Features



Front-left - Induction - Single - 1.70 kW - Booster 2.10 kW - Ø 18.0 cm  
 Rear-left - Induction - Single - 1.70 kW - Booster 2.10 kW - Ø 18.0 cm  
 Rear-right - Induction - Single - 1.70 kW - Booster 2.10 kW - Ø 18.0 cm  
 Front-right - Induction - Single - 1.70 kW - Booster 2.10 kW - Ø 18.0 cm

<b>Booster power left Bridge</b>	3,00 kW	<b>Minimum pan diameter indication</b>	Yes
<b>Booster power right Bridge</b>	3,00 kW	<b>Automatic switch off when overheat</b>	Yes
<b>Automatic setting according to pan dimension</b>	Yes	<b>Residual heat indicator</b>	Yes
<b>pan detection</b>	Yes, min. 9 cm	<b>Protection against accidental start up</b>	Yes

## Electrical Connection

<b>Electrical connection rating (W)</b>	7200 W	<b>Additional connection modalities</b>	Yes, Double and Three Phase
<b>Current</b>	32 A	<b>Frequency (Hz)</b>	50/60 Hz
<b>Voltage (V)</b>	220-240 V	<b>Power supply cable length</b>	120 cm
<b>Voltage 2 (V)</b>	380-415 V	<b>Plug</b>	Not present
<b>Type of electric cable installed</b>	Yes, Single phase		



---

## Compatible Accessories

---



### GRILLPLATE

Universal griddle for induction, gas, ceramic and electric hobs. Non-stick surface ideal for cooking meat, cheese and vegetables. Dimensions: 410 x 240 mm.



### TPKPLATE













Universal plate for induction, gas, ceramic and electric hobs. Non-stick surface ideal for cooking fish, eggs and vegetables. Dimensions: 410 X 240 mm.



### SCRP

Non-scratch hob scraper - suitable for induction and ceramic hobs

## Symbols glossary

	Power booster: option allows the zone to work at full power when very intense cooking is necessary.		Child lock: some models are fitted with a device to lock the programme/cycle so it cannot be accidentally changed.
	CUT_OUT_STANDARD_72dpi		ECO-logic: option allows you to restrict the power limit of the appliance real energy saving.
	Overheat protection: The safety system that automatically turns off the hob in case of overheating of the control unit.		Induction: The work of these hobs is based on the principle of electromagnetic induction. The heat is generated directly in the bottom of the pan during its contact with the hob.
	Indication of residual heat: After the glass ceramic hob is switched off the residual heat indicator shows which of the heating zones still remains hot. When the temperature drops below 60 ° C, the indicator goes out.		Time elapsed: shows how long the cooking zone has been in use.
	Timer: All ceramic hobs have a timer which automatically ends cooking after a preset time.		TWIN_ZONE_72dpi
	Min diameter pot detection of 9 cm.		Touch control