


# SIM1964D



Familie	Kookplaat
Inbouw	Vlak opbouw of vlak inbouw
Afmeting	90 cm
Voeding	Elektrisch
Type	Inductie
EAN-code	8017709309756



## Design



Esthetiek	Dolce Stil Novo
Kleur	Zwart
Afwerking	Glas
Materiaal	Glas
Type glas	'Glassy' ceramic
Glazen rand	Rechte rand
Type bediening	Multi Slider
Slider	Ja
Slider	Wit
Positie bediening	Voor
Kleur serigrafie	Grijs

## Programma's / functies



Totaal aantal kookzones	6
Aantal inductiekookzones	6
Opties tijdprogrammering	Automatische uitschakeling
Aantal kookzones met booster	6
Aantal Multizones	3
Hoofdtoets aan/uit	Ja
Vermogenniveaus	9
Auto-vent 2.0	Ja

## Opties



<b>Multizone optie</b>	Ja	<b>Akoestisch signaal einde kooktijd</b>	Ja
<b>Flexible Zone Type</b>	MultiZone	<b>Resttijd indicator</b>	Ja
<b>Worktop Cut-Out</b>	490x880 mm	<b>ECO-Logic optie</b>	Ja, Advance
<b>Multizone optie</b>	Ja	<b>ECO-Logic optie - stappen</b>	2400 a 11100 - step 100 W
<b>Multizone optie</b>	Ja	<b>Showroom demo optie</b>	Ja
<b>Warmhoudfunctie</b>	Ja	<b>Kinderbeveiliging</b>	Ja
<b>Grill functie</b>	Ja	<b>TwinZone optie</b>	si-AUTO
<b>Automatische uitschakeling</b>	6	<b>Quick start</b>	Ja
<b>Pauze optie</b>	Ja	<b>Snelle selectie niveaus</b>	Ja
<b>Timer</b>	1		

## Technische specificaties

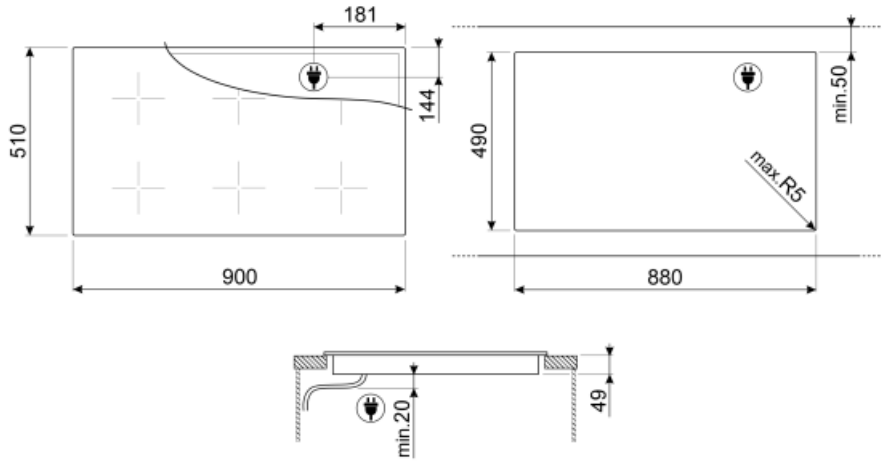


Linksvoor - Inductie - Multizone - 2.10 kW - Booster 2.50 kW - Double booster 3 kW - 22.0x18.0 cm  
 Linksachter - Inductie - Multizone - 2.10 kW - Booster 2.50 kW - Double booster 3 kW - 22.0x18.0 cm  
 Middenvoor - Inductie - Multizone - 2.10 kW - Booster 2.50 kW - Double booster 3 kW - 22.0x18.0 cm  
 Middenachter - Inductie - Multizone - 2.10 kW - Booster 2.50 kW - Double booster 3 kW - 22.0x18.0 cm  
 Rechtsvoor - Inductie - Multizone - 2.10 kW - Booster 2.50 kW - Double booster 3 kW - 22.0x18.0 cm  
 Rechtsachter - Inductie - Multizone - 2.10 kW - Booster 2.50 kW - Double booster 3 kW - 22.0x18.0 cm  
 38.5x23.0 cm  
 38.5x23.0 cm  
 38.5x23.0 cm

<b>Automatische herkenning panafmeting</b>	Ja	<b>Automatisch uitschakelen i.g.v. overkoken</b>	Ja
<b>Automatische panherkenning</b>	minimaal 9 cm	<b>Restwarmte indicator</b>	Ja
<b>Permanente automatische pandetectie met indicatie van de relatieve controle</b>	Ja	<b>beveiliging tegen onbedoeld inschakeling</b>	Ja
<b>Automatische stop bij oververhitting</b>	Ja		

## Elektrische aansluiting

<b>Aansluitwaarde</b>	11100 W	<b>Type stroomkabel</b>	Enkele en dubbele fase
<b>Stroom</b>	49 A	<b>Type of electric cable supplied</b>	Yes, Single and Double phase
<b>Spanning (V)</b>	220-240 V	<b>Frequentie</b>	50/60 Hz
<b>Spanning 2 (V)</b>	380-415 V	<b>Lengte voedingskabel</b>	120 cm
<b>Type stroomkabel</b>	Driefasig	<b>Connection box</b>	5 polig



---

## Accessoires niet inbegrepen

---



### GRILLPLATE

Universal griddle for induction, gas, ceramic and electric hobs. Non-stick surface ideal for cooking meat, cheese and vegetables. Dimensions: 410 x 240 mm.



### TPK

Roestvrijstalen grillplaat om Teppanyaki-gerechten te bereiden



### SCRP
























Inductie- en keramische kookplaten en teppanyaki-schraper



### TPKPLATE

Universal plate for induction, gas, ceramic and electric hobs. Non-stick surface ideal for cooking fish, eggs and vegetables. Dimensions: 410 X 240 mm.

## Symbols glossary (TT)

	Automatic merge of zones for a bigger area		Permanent auto pot detection
	Connection between hob and hood		Powerbooster: optie zorgt ervoor dat de zone op vol vermogen werkt wanneer zeer intensief koken nodig is.
	Kinderslot: sommige modellen zijn voorzien van een apparaat om het programma / de cyclus te vergrendelen zodat het niet kan per ongeluk veranderd		Premium individual Slider control for each zone
	The slider control panel allows you to adjust the power simply by passing your finger across the touch device.		Additional maximum power level for a better energy consumption
	This function allows you to keep cooked food warm without burner it		Overheat protection: The safety system that automatically turns off the hob in case of overheating of the control unit.
	Induction: The work of these hobs is based on the principle of electromagnetic induction. The heat is generated directly in the bottom of the pan during its contact with the hob.		Multizone: allows several pans to be used at once, large or small, offering freedom of placement and greater flexibility
	Overfill protection: The special overfill protection shuts down the stove in the presence of overflow of liquids.		All cooking zones can be reduced to the minimum power level, so the hob can be left unattended for a short period without food overcooking or burning. Then just press again this function, the previously set power levels can be reactivated.
	Quick selection, with one touch cooking begins at the highest level, then automatically reduces after time. Ideal for dishes that require quick boiling and then continued cooking without constant control (eg beef broth).		Quick Start function: the chosen temperature is reached faster. The heating element works at maximum power until the right temperature is reached.
	Indication of residual heat: After the glass ceramic hob is switched off the residual heat indicator shows which of the heating zones still remains hot. When the temperature drops below 60 ° C, the indicator goes out.		Time elapsed: shows how long the cooking zone has been in use.
	Timer: All ceramic hobs have a timer which automatically ends cooking after a preset time.		Grill function
	Min diameter pot detection of 9 cm		Possibility to set the maximum power absorption of the hob
	Elegant silver or black glass with under glass serigraphy which allows smoothness, brilliance and no noise to the surface		