


SIM3644MWH



Product Family	Hob
Built-in type	Ultra-low profile or Fully Flushed
Dimensions	60 cm
Power supply	Electric
Type	Induction
EAN code	8017709339661



Aesthetics



Aesthetic	Classica
Colour	Matt White
Finishing	Matt
Material	Glass
Glass type	Ceramic Eclipse
Glass edge	Straight edge
Gas_replacement	Yes
Type of control setting	EVO Slider
Slider	Yes
LED colours	Red
Control knob position	Front
Logo	Silk screen
Serigraphy colour	Black

Program / Functions



No. of induction cook zones	4
Time-setting options	Automatic switch-off
No. of cooking zones with booster	4
No. of Flexible zones	2
Main on/off switch	Yes
Power levels	9
Auto-vent 2.0	Yes
Total no. of cook zones	4

Options



Multizone Option	Yes	Residual time indicator	Yes
Flexible Zone Type	MultiZone	Limited Power	Si Advance
Worktop Cut-Out	478-482x555-560 mm	Consumption Mode	
Keep warm automatic function	Yes	Limited Power Consumption Mode in W	2400 a 7400 - step 100 W
Grill function	Yes	Showroom Demo Option	Yes
End cooking timer	4	Control Lock / Child Safety	Yes
Pause option	Yes	Bridge option	Yes
Minute minder	1	Quick start	Yes
End of cooking alarm	Yes	Rapid level selection	Yes

Technical Features



Front-left - Induction - Multizone - 2.10 kW - Booster 2.50 kW - Double booster 3 kW - 21.5x18.0 cm
 Rear-left - Induction - Multizone - 2.10 kW - Booster 2.50 kW - Double booster 3 kW - 21.5x18.0 cm
 Rear-right - Induction - Multizone - 2.10 kW - Booster 2.50 kW - Double booster 3 kW - 21.5x18.0 cm
 Front-right - Induction - Multizone - 2.10 kW - Booster 2.50 kW - Double booster 3 kW - 21.5x18.0 cm
 Multizone left - Booster 3.7 kW - 38.5x23.0 cm
 Multizone right - Booster 3.7 kW - 38.5x23.0 cm

Automatic setting according to pan dimension	Yes	Automatic switch off when overflow	Yes
pan detection	Yes, min. 9 cm	Residual heat indicator	Yes
Permanent Automatic Pot Detection with indication of the relative control	Yes	Protection against accidental start up	Yes
Automatic switch off when overheat	Yes		

Electrical Connection

Electrical connection rating (W)	7400 W	Additional connection modalities	Yes, Double and Three Phase
Current	33 A	Frequency (Hz)	50/60 Hz
Voltage (V)	220-240 V	Power supply cable length	120 cm
Voltage 2 (V)	380-415 V	Terminal box Plug	5 poles Not present
Type of electric cable installed	Yes, Single phase		



Compatible Accessories



SCRP

Non-scratch hob scraper - suitable for induction and ceramic hobs

Alternative products



SIM3644N

Colour: Black



SIM3644MB
























Colour: Matt Black



SIM3644D

Colour: Black

Symbols glossary

 <p>Power booster: option allows the zone to work at full power when very intense cooking is necessary.</p>	 <p>Child lock: some models are fitted with a device to lock the programme/cycle so it cannot be accidentally changed.</p>
 <p>The slider control panel allows you to adjust the power simply by passing your finger across the touch device.</p>	 <p>CUT_OUT_STANDARD_72dpi</p>
 <p>This function allows you to keep cooked food warm without burner it</p>	 <p>Overheat protection: The safety system that automatically turns off the hob in case of overheating of the control unit.</p>
 <p>Induction: The work of these hobs is based on the principle of electromagnetic induction. The heat is generated directly in the bottom of the pan during its contact with the hob.</p>	 <p>Multizone: allows several pans to be used at once, large or small, offering freedom of placement and greater flexibility</p>
 <p>Overfill protection: The special overfill protection shuts down the stove in the presence of overflow of liquids.</p>	 <p>All cooking zones can be reduced to the minimum power level, so the hob can be left unattended for a short period without food overcooking or burning. Then just press again this function, the previously set power levels can be reactivated.</p>
 <p>Quick selection, with one touch cooking begins at the highest level, then automatically reduces after time. Ideal for dishes that require quick boiling and then continued cooking without constant control (eg beef broth).</p>	 <p>Quick Start function: the chosen temperature is reached faster. The heating element works at maximum power until the right temperature is reached.</p>
 <p>Indication of residual heat: After the glass ceramic hob is switched off the residual heat indicator shows which of the heating zones still remains hot. When the temperature drops below 60 ° C, the indicator goes out.</p>	 <p>Time elapsed: shows how long the cooking zone has been in use.</p>
 <p>Timer: All ceramic hobs have a timer which automatically ends cooking after a preset time.</p>	 <p>TWIN_ZONE_72dpi</p>
 <p>Permanent auto pot detection</p>	 <p>Connection between hob and hood</p>
 <p>Grill function</p>	 <p>Min diameter pot detection of 9 cm.</p>
 <p>Possibility to set the maximum power absorbion of the hob.</p>	 <p>Darkness becomes light</p>
 <p>Evolution Slider totally Back-lighted ghost effect</p>	