

# SIM3964N



Familie	Kookplaat
Inbouw	Vlak opbouw of vlak inbouw
Afmeting	90 cm
Voeding	Elektrisch
Type	Inductie
EAN-code	8017709358105



## Design



Esthetiek	Classici
Kleur	Zwart
Afwerking	Mat
Materiaal	Glas
Type glas	Matte ceramic
Glazen rand	Rechte rand
Type bediening	EVO Slider
Slider	Ja
Slider	Wit
Positie bediening	Voor
Logo	Geëtst
Kleur serigrafie	Zwart

## Program / Functions



Aantal inductiekookzones	6
Opties tijdprogrammering	Automatische uitschakeling
Aantal kookzones met booster	6
Aantal Multizones	3
Hoofdtoets aan/uit	Ja
Vermogenniveaus	9
Auto-vent 2.0	Ja
Totaal aantal kookzones	6

## Opties



<b>Multizone optie</b>	Ja	<b>Resttijd indicator</b>	Ja
<b>Flexible Zone Type</b>	MultiZone	<b>ECO-Logic optie</b>	Ja, Advance
<b>Worktop Cut-Out</b>	490x860 mm	<b>ECO-Logic optie - stappen</b>	2400 a 11100 - step 100 W
<b>Warmhoudfunctie</b>	Ja	<b>Showroom demo optie</b>	Ja
<b>Grill functie</b>	Ja	<b>Kinderbeveiliging</b>	Ja
<b>Automatische uitschakeling</b>	6	<b>TwinZone optie</b>	Ja
<b>Pauze optie</b>	Ja	<b>Quick start</b>	Ja
<b>Timer</b>	1	<b>Snelle selectie niveaus</b>	Ja
<b>Akoestisch signaal einde kooktijd</b>	Ja		

## Technische specificaties

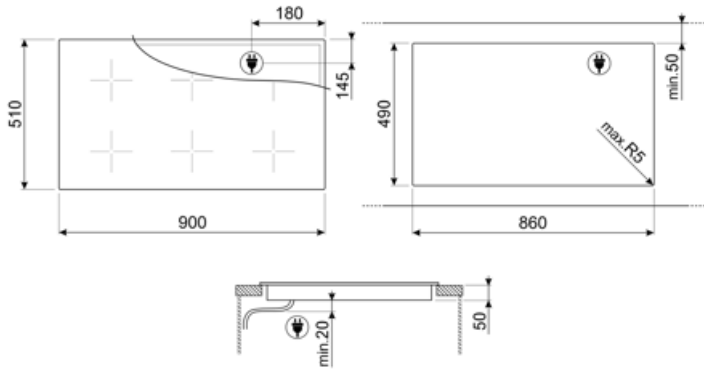


Linksvoor - Inductie - Multizone - 2.10 kW - Booster 2.50 kW - Double booster 3 kW - 22.0x18.0 cm  
 Linksachter - Inductie - Multizone - 2.10 kW - Booster 2.50 kW - Double booster 3 kW - 22.0x18.0 cm  
 Middenvoor - Inductie - Multizone - 2.10 kW - Booster 2.50 kW - Double booster 3 kW - 22.0x18.0 cm  
 Middenachter - Inductie - Multizone - 2.10 kW - Booster 2.50 kW - Double booster 3 kW - 22.0x18.0 cm  
 Rechtsvoor - Inductie - Multizone - 2.10 kW - Booster 2.50 kW - Double booster 3 kW - 22.0x18.0 cm  
 Rechtsachter - Inductie - Multizone - 2.10 kW - Booster 2.50 kW - Double booster 3 kW - 22.0x18.0 cm  
 Multizone left - Booster 3.70 kW - 36x21 cm  
 Multizone center - Booster 3.70 kW - 36x21 cm  
 Multizone right - Booster 3.70 kW - 36x21 cm

<b>Automatische herkenning panafmeting</b>	Ja	<b>Automatisch uitschakelen i.g.v. overkoken</b>	Ja
<b>Automatische panherkenning</b>	minimaal 9 cm	<b>Restwarmte indicator</b>	Ja
<b>Permanente automatische pandetectie met indicatie van de relatieve controle</b>	Ja	<b>beveiliging tegen onbedoeld inschakeling</b>	Ja
<b>Automatische stop bij oververhitting</b>	Ja		

## Elektrische aansluiting

<b>Aansluitwaarde</b>	11100 W	<b>Type of electric cable supplied</b>	Yes, Single and Double phase
<b>Stroom</b>	49 A	<b>Frequentie</b>	50/60 Hz
<b>Spanning (V)</b>	220-240 V	<b>Lengte voedingskabel</b>	120 cm
<b>Spanning 2 (V)</b>	380-415 V	<b>Connection box</b>	5 polig
<b>Type stroomkabel</b>	Driefasig	<b>Stekker</b>	Nee
<b>Type stroomkabel</b>	Enkele en dubbele fase		



---

## Compatibele Accessoires

---



### GRILLPLATE

Universal griddle for induction, gas, ceramic and electric hobs. Non-stick surface ideal for cooking meat, cheese and vegetables. Dimensions: 410 x 240 mm.



### TPKPLATE

Universal plate for induction, gas, ceramic and electric hobs. Non-stick surface ideal for cooking fish, eggs and vegetables. Dimensions: 410 X 240 mm.



### SCRP

Inductie- en keramische kookplaten en teppanyaki-schraper

---

## Alternative products

---

**SIM3964D**

Kleur: Zwart



**SIM3964MB**

Kleur: Matt Black

























**SIM3964MWH**

Kleur: Matt White



## Symbols glossary

	Permanent auto pot detection		Connection between hob and hood
	Powerbooster: optie zorgt ervoor dat de zone op vol vermogen werkt wanneer zeer intensief koken nodig is.		Kinderslot: sommige modellen zijn voorzien van een apparaat om het programma / de cyclus te vergrendelen zodat het niet kan per ongeluk veranderd
	The slider control panel allows you to adjust the power simply by passing your finger across the touch device.		This function allows you to keep cooked food warm without burner it
	Overheat protection: The safety system that automatically turns off the hob in case of overheating of the control unit.		Induction: The work of these hobs is based on the principle of electromagnetic induction. The heat is generated directly in the bottom of the pan during its contact with the hob.
	Multizone: allows several pans to be used at once, large or small, offering freedom of placement and greater flexibility		Overfill protection: The special overfill protection shuts down the stove in the presence of overflow of liquids.
	All cooking zones can be reduced to the minimum power level, so the hob can be left unattended for a short period without food overcooking or burning. Then just press again this function, the previously set power levels can be reactivated.		Quick selection, with one touch cooking begins at the highest level, then automatically reduces after time. Ideal for dishes that require quick boiling and then continued cooking without constant control (eg beef broth).
	Quick Start function: the chosen temperature is reached faster. The heating element works at maximum power until the right temperature is reached.		Indication of residual heat: After the glass ceramic hob is switched off the residual heat indicator shows which of the heating zones still remains hot. When the temperature drops below 60 ° C, the indicator goes out.
	Time elapsed: shows how long the cooking zone has been in use.		Timer: All ceramic hobs have a timer which automatically ends cooking after a preset time.
	TWIN_ZONE_72dpi		Grill function
	Min diameter pot detection of 9 cm.		Possibility to set the maximum power absorption of the hob.
	Perfect fit in a 90 cm cabinet		Evolution Slider totally Back-lighted ghost effect