

# SIM631WLDR



Product Family	Hob
Built-in	Traditional
Dimensions	38 cm
Power supply	Electric
Type	Induction
EAN code	8017709221935



## Aesthetics



Aesthetics	Dolce Stil Novo
Colour	Black
Finishing	Copper
Material	Glass
Glass Type	Eclipse ceramic
Glass edge	Straight edge
Type of control setting	Multi Slider
Slider	Yes
Slider	White
Control knobs position	Front
Components finishing	Copper
Serigraphy colour	Grey

## Programs / Functions



Total no. of cook zones	2
No. of induction cook zones	2
No. of cooking zones with booster	2
No. of Flexible zones	1
Main on/off switch	Yes
Power levels	9

## Options



<b>Multizone Option</b>	Yes	<b>Pause option</b>	Yes
<b>Flexible Zone Type</b>	MultiZone	<b>Minute minder</b>	1
<b>Standard cut out</b>	490x310 mm	<b>End of cooking acoustic alarm</b>	Yes
<b>Simmering Function</b>	Yes	<b>Residual time indicator</b>	Yes
<b>Keep warm automatic function</b>	Yes	<b>Show Room Demo Option</b>	Yes
<b>Melting/Low temperature cooking function</b>	Yes	<b>Control Lock / Child Safety</b>	Yes
<b>End cooking timer</b>	2	<b>Rapid level selection</b>	Yes

## Technical Features

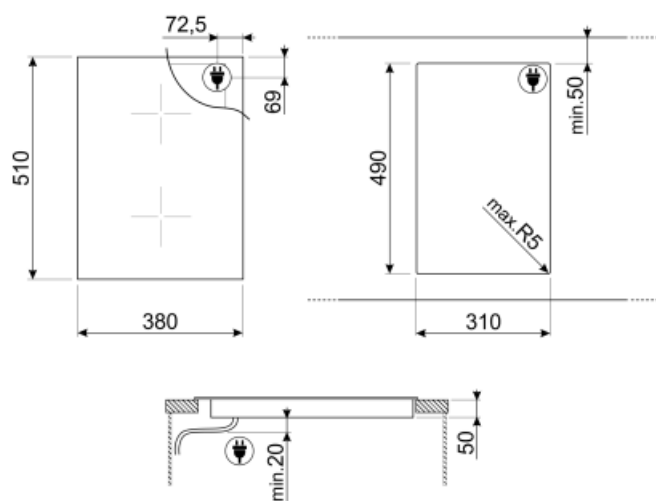


Front centre - Induction - Multizone - 2.10 kW - Booster 3.60 kW - 18.0x23.0 cm  
 Rear centre - Induction - multizone - 2.10 kW - Booster 3.60 kW - 18.0x23.0 cm  
 Multizone center - Booster 3.60 kW - 38.5x23.0 cm

<b>Automatic setting according to pan dimension</b>	Yes	<b>Automatic switch off when overflow</b>	Yes
<b>Automatic pan detection</b>	Yes, min 9 cm	<b>Residual heat indicator</b>	Yes
<b>Permanent Automatic Pot Detection with indication of the relative control</b>	Yes	<b>Protection against accidental start up</b>	Yes
<b>Automatic switch off when overheat</b>	Yes		

## Electrical Connection

<b>Nominal power (W)</b>	3700 W	<b>Type of electric cable</b>	Single phase
<b>Current</b>	16 A	<b>Frequency (Hz)</b>	50/60 Hz
<b>Voltage (V)</b>	220-240 V	<b>Power supply cable length</b>	120 cm



---

## Not included accessories

---



### SCRP

Induction and ceramic hobs and teppanyaki scraper



### TPK





















Stainless steel grill plate to cook Teppanyaki dishes



### LGCN

Connecting Strip Built-in hobs, stainless steel, 475/495 mm

## Symbols glossary

	...		Power booster: option allows the zone to work at full power when very intense cooking is necessary.
	Standard installation: Traditional installation in tabletop, suitable for any kitchen sets		Child lock: some models are fitted with a device to lock the programme/cycle so it cannot be accidentally changed.
	Premium individual Slider control for each zone		The slider control panel allows you to adjust the power simply by passing your finger across the touch device.
	Darkness becomes light		Keep warm function: Keep warm function keeps the cooked food heated. In this mode the heating zone operates at a minimum capacity for 120 minutes and then turns off automatically.
	Overheat protection: The safety system that automatically turns off the hob in case of overheating of the control unit.		Induction: The work of these hobs is based on the principle of electromagnetic induction. The heat is generated directly in the bottom of the pan during its contact with the hob.
	Melting function, suitable for slowly melting delicate foods such as chocolate or butter.		Multizone: allows several pans to be used at once, large or small, offering freedom of placement and greater flexibility
	Overfill protection: The special overfill protection shuts down the stove in the presence of overflow of liquids.		...
	PAUSE_72dpi		Quick selection, with one touch cooking begins at the highest level, then automatically reduces after time. Ideal for dishes that require quick boiling and then continued cooking without constant control (eg beef broth).
	Indication of residual heat: After the glass ceramic hob is switched off the residual heat indicator shows which of the heating zones still remains hot. When the temperature drops below 60 ° C, the indicator goes out.		Simmering function: ideal for long-cooking recipes, preventing food from boiling over or sticking to the pan.
	Time elapsed: shows how long the cooking zone has been in use.		Timer: All ceramic hobs have a timer which automatically ends cooking after a preset time.