

SIM6644R



Product familie

Type

Afmeting

Voeding

Type

EAN-code

Kookplaat

Standaard opbouw

60 cm

Elektrisch

Inductie

8017709309695



Design



Design

Kleur

Afwerking

Materiaal

Type glas

Glazen rand

Bediening

Slider bediening

Kleur LED

Positie bediening

Logo

Kleur serigrafie

Dolce Stil Novo

Zwart

Koper

Glas

ceramic Eclipse

Rechte rand

Multi Slider

Ja

Wit

Vooraan

Geëtst

Grijs

Program / Functions



Aantal inductiekookzones

4

Opties tijdprogrammering

Automatische uitschakeling

Aantal kookzones met booster

4

Aantal Multizones

2

Hoofdtoets aan/uit

Ja

Vermogenniveaus

9

Auto-Vent 2.0

Ja

Totaal aantal kookzones

4

Opties



Multizone	Ja	Geluidssignaal einde kooktijd	Ja
Flexible Zone Type	MultiZone	Resttijd indicator	Ja
Worktop Cut-Out	478-482x555-560 mm	ECO-Logic optie	Si Advance
Auto Multizone	Ja	Beperkt vermogensverbruik	2400, 2800, 3500, 4000, 5000, 5500, 6000, 7400 W
Warmhoudfunctie	Ja	Showroom demo optie	Ja
Grill functie	Ja	Kinderbeveiliging	Ja
Automatische uitschakeling	4	TwinZone optie	si-AUTO
Pauze optie	Ja	Quick start	Ja
Timer	1	Snelle selectie niveaus	Ja

Technische specificaties



Linksvoor - Inductie - Multizone - 2.10 kW - Booster 2.50 kW - Double booster 3 kW - 24.0x18.0 cm
 Linksachter - Inductie - Multizone - 2.10 kW - Booster 2.50 kW - Double booster 3 kW - 24.0x18.0 cm
 Rechtsachter - Inductie - Multizone - 2.10 kW - Booster 2.50 kW - Double booster 3 kW - 24.0x18.0 cm
 Rechtsvoor - Inductie - Multizone - 2.10 kW - Booster 2.50 kW - Double booster 3 kW - 24.0x18.0 cm
 Multizone left - Booster 3.70 kW - 38.5x23.0 cm
 Multizone right - Booster 3.70 kW - 38.5x23.0 cm

Automatische aanpassing panafmeting	Ja	Automatisch uitschakelen i.g.v. overkoken	Ja
Automatische panherkenning	Ja, min. 9 cm	Restwarmte indicator	Ja
Permanente automatische pot herkenning met indicatie op de bediening	Ja	Beveiliging tegen accidentele inschakeling	Ja
Automatisch uitschakelen i.g.v. oververhitting	Ja		

Elektrische aansluiting

Nominale aansluitwaarde	7400 W	Type of electric cable supplied	No
Stroom	33 A	Frequentie	50/60 Hz
Spanning (V)	220-240 V	Lengte voedingskabel	120 cm
Spanning 2 (V)	380-415 V	Aansluiting	5 polig
Type stroomkabel	Eenfasig	Stekker	Nee
Type stroomkabel	Yes, Double and Three Phase		



Compatible Accessories



GRILLPLATE

Universal griddle for induction, gas, ceramic and electric hobs. Non-stick surface ideal for cooking meat, cheese and vegetables. Dimensions: 410 x 240 mm.



TPKPLATE

























Universal plate for induction, gas, ceramic and electric hobs. Non-stick surface ideal for cooking fish, eggs and vegetables. Dimensions: 410 X 240 mm.



SCRP

Schraper voor inductie- en vitrokeramische kookplaten

Symbols glossary

	Permanent auto pot detection		Connection between hob and hood
	Power booster: option allows the zone to work at full power when very intense cooking is necessary.		Standard installation: Traditional installation in tabletop, suitable for any kitchen sets.
	Sommige modellen zijn voorzien van een functie om het programma/de cyclus te blokkeren zodat het niet per ongeluk kan aangepast worden.		Premium individual Slider control for each zone
	The slider control panel allows you to adjust the power simply by passing your finger across the touch device.		CUT_OUT_STANDARD_72dpi
	This function allows you to keep cooked food warm without burner it		Overheat protection: The safety system that automatically turns off the hob in case of overheating of the control unit.
	Induction: The work of these hobs is based on the principle of electromagnetic induction. The heat is generated directly in the bottom of the pan during its contact with the hob.		Multizone: maakt het mogelijk meerdere pannen tegelijk te gebruiken, groot of klein, voor meer plaatsingsvrijheid en meer flexibiliteit
	Overfill protection: The special overfill protection shuts down the stove in the presence of overflow of liquids.		All cooking zones can be reduced to the minimum power level, so the hob can be left unattended for a short period without food overcooking or burning. Then just press again this function, the previously set power levels can be reactivated.
	Quick selection, with one touch cooking begins at the highest level, then automatically reduces after time. Ideal for dishes that require quick boiling and then continued cooking without constant control (eg beef broth).		Quick Start function: the chosen temperature is reached faster. The heating element works at maximum power until the right temperature is reached.
	Indication of residual heat: After the glass ceramic hob is switched off the residual heat indicator shows which of the heating zones still remains hot. When the temperature drops below 60 ° C, the indicator goes out.		Time elapsed: shows how long the cooking zone has been in use.
	Timer: All ceramic hobs have a timer which automatically ends cooking after a preset time.		Grill functie
	Min diameter pot detection of 9 cm.		Possibility to set the maximum power absorption of the hob.
	Additional maximum power level for a better energy consumption		Darkness becomes light