

SIM693WLDR



| | |
|----------------|---------------|
| Product Family | Hob |
| Built-in type | Traditional |
| Dimensions | 90 cm |
| Power supply | Electric |
| Type | Induction |
| EAN code | 8017709221959 |



Aesthetics



| | |
|-------------------------|-----------------|
| Aesthetic | Dolce Stil Novo |
| Colour | Black |
| Finishing | Copper |
| Material | Glass |
| Glass type | Ceramic Eclipse |
| Glass edge | Straight edge |
| Type of control setting | Multi Slider |
| Slider | Yes |
| LED colours | White |
| Control knob position | Front |
| Components finishing | Copper |
| Logo | Silk screen |
| Serigraphy colour | Grey |

Program / Functions



| | |
|-----------------------------------|-----|
| No. of induction cook zones | 6 |
| No. of cooking zones with booster | 6 |
| No. of Flexible zones | 3 |
| Main on/off switch | Yes |
| Power levels | 9 |
| Total no. of cook zones | 6 |

Options



| | | | |
|---|------------|------------------------------------|-----|
| Multizone Option | Yes | Pause option | Yes |
| Flexible Zone Type | MultiZone | Minute minder | 1 |
| Worktop Cut-Out | 490x880 mm | End of cooking alarm | Yes |
| Simmering Function | Yes | Residual time indicator | Yes |
| Keep warm automatic function | Yes | Showroom Demo Option | Yes |
| Melting/Low temperature cooking function | Yes | Control Lock / Child Safety | Yes |
| End cooking timer | 6 | Rapid level selection | Yes |

Technical Features



Front-left - Induction - Multizone - 2.10 kW - Booster 3.60 kW - 18.0x23.0 cm
 Rear-left - Induction - Multizone - 2.10 kW - Booster 3.60 kW - 18.0x23.0 cm
 Front-centre - Induction - Multizone - 2.10 kW - Booster 3.60 kW - 18.0x23.0 cm
 Rear-centre - Induction - Multizone - 2.10 kW - Booster 3.60 kW - 18.0x23.0 cm
 Front-right - Induction - Multizone - 2.10 kW - Booster 3.60 kW - 18.0x23.0 cm
 Rear-right - Induction - Multizone - 2.10 kW - Booster 3.60 kW - 18.0x23.0 cm
 Multizone left - Booster 3.60 kW - 38.5x23.0 cm
 Multizone center - Booster 3.60 kW - 38.5x23.0 cm
 Multizone right - Booster 3.60 kW - 38.5x23.0 cm

| | | | |
|--|----------------|---|-----|
| Automatic setting according to pan dimension | Yes | Automatic switch off when overflow | Yes |
| pan detection | Yes, min. 9 cm | Residual heat indicator | Yes |
| Permanent Automatic Pot Detection with indication of the relative control | Yes | Protection against accidental start up | Yes |
| Automatic switch off when overheat | Yes | | |

Electrical Connection

| | | | |
|---|-----------|----------------------------------|-------------|
| Electrical connection rating (W) | 10800 W | Frequency (Hz) | 50/60 Hz |
| Current | 47 A | Power supply cable length | 150 cm |
| Voltage (V) | 220-240 V | Terminal box | 5 poles |
| Voltage 2 (V) | 380-415 V | Plug | Not present |
| Type of electric cable installed | Universal | | |



Compatible Accessories



LGCN





















Connecting Strip Built-in hobs, stainless steel, 475/495 mm



SCRP

Non-scratch hob scraper - suitable for induction and ceramic hobs

Symbols glossary

| | | | |
|--|--|---|---|
|  | Permanent auto pot detection |  | Power booster: option allows the zone to work at full power when very intense cooking is necessary. |
|  | Standard installation: Traditional installation in tabletop, suitable for any kitchen sets. |  | Child lock: some models are fitted with a device to lock the programme/cycle so it cannot be accidentally changed. |
|  | Premium individual Slider control for each zone |  | The slider control panel allows you to adjust the power simply by passing your finger across the touch device. |
|  | Darkness becomes light |  | This function allows you to keep cooked food warm without burner it |
|  | Overheat protection: The safety system that automatically turns off the hob in case of overheating of the control unit. |  | Induction: The work of these hobs is based on the principle of electromagnetic induction. The heat is generated directly in the bottom of the pan during its contact with the hob. |
|  | Melting function, suitable for slowly melting delicate foods such as chocolate or butter. |  | Multizone: allows several pans to be used at once, large or small, offering freedom of placement and greater flexibility |
|  | Overfill protection: The special overfill protection shuts down the stove in the presence of overflow of liquids. |  | All cooking zones can be reduced to the minimum power level, so the hob can be left unattended for a short period without food overcooking or burning. Then just press again this function, the previously set power levels can be reactivated. |
|  | Quick selection, with one touch cooking begins at the highest level, then automatically reduces after time. Ideal for dishes that require quick boiling and then continued cooking without constant control (eg beef broth). |  | Indication of residual heat: After the glass ceramic hob is switched off the residual heat indicator shows which of the heating zones still remains hot. When the temperature drops below 60 ° C, the indicator goes out. |
|  | Simmering function: ideal for long-cooking recipes, preventing food from boiling over or sticking to the pan. |  | Time elapsed: shows how long the cooking zone has been in use. |
|  | Timer: All ceramic hobs have a timer which automatically ends cooking after a preset time. |  | Min diameter pot detection of 9 cm. |