

SIM693WLDR



Product Family	Hob
Built-in type	Traditional
Dimensions	90 cm
Power supply	Electric
Type	Induction
EAN code	8017709221959



Aesthetics



Aesthetic	Dolce Stil Novo
Colour	Black
Finishing	Copper
Material	Glass
Glass type	Ceramic Eclipse
Glass edge	Straight edge
Type of control setting	Multi Slider
Slider	Yes
LED colours	White
Control knob position	Front
Components finishing	Copper
Logo	Silk screen
Serigraphy colour	Grey

Program / Functions



No. of induction cook zones	6
No. of cooking zones with booster	6
No. of Flexible zones	3
Main on/off switch	Yes
Power levels	9
Total no. of cook zones	6

Options



Multizone Option	Yes	Pause option	Yes
Flexible Zone Type	MultiZone	Minute minder	1
Worktop Cut-Out	490x880 mm	End of cooking alarm	Yes
Simmering Function	Yes	Residual time indicator	Yes
Keep warm automatic function	Yes	Showroom Demo Option	Yes
Melting/Low temperature cooking function	Yes	Control Lock / Child Safety	Yes
End cooking timer	6	Rapid level selection	Yes

Technical Features



Front-left - Induction - Multizone - 2.10 kW - Booster 3.60 kW - 18.0x23.0 cm
 Rear-left - Induction - Multizone - 2.10 kW - Booster 3.60 kW - 18.0x23.0 cm
 Front-centre - Induction - Multizone - 2.10 kW - Booster 3.60 kW - 18.0x23.0 cm
 Rear-centre - Induction - Multizone - 2.10 kW - Booster 3.60 kW - 18.0x23.0 cm
 Front-right - Induction - Multizone - 2.10 kW - Booster 3.60 kW - 18.0x23.0 cm
 Rear-right - Induction - Multizone - 2.10 kW - Booster 3.60 kW - 18.0x23.0 cm
 Multizone left - Booster 3.60 kW - 38.5x23.0 cm
 Multizone center - Booster 3.60 kW - 38.5x23.0 cm
 Multizone right - Booster 3.60 kW - 38.5x23.0 cm

Automatic setting according to pan dimension	Yes	Automatic switch off when overflow	Yes
pan detection	Yes, min. 9 cm	Residual heat indicator	Yes
Permanent Automatic Pot Detection with indication of the relative control	Yes	Protection against accidental start up	Yes
Automatic switch off when overheat	Yes		

Electrical Connection

Electrical connection rating (W)	10800 W	Frequency (Hz)	50/60 Hz
Current	47 A	Power supply cable length	150 cm
Voltage (V)	220-240 V	Terminal box	5 poles
Voltage 2 (V)	380-415 V	Plug	Not present
Type of electric cable installed	Universal		



Compatible Accessories



LGCN





















Connecting Strip Built-in hobs, stainless steel, 475/495 mm



SCRP

Non-scratch hob scraper - suitable for induction and ceramic hobs

Symbols glossary

 <p>Permanent auto pot detection</p>	 <p>Power booster: option allows the zone to work at full power when very intense cooking is necessary.</p>
 <p>Standard installation: Traditional installation in tabletop, suitable for any kitchen sets.</p>	 <p>Child lock: some models are fitted with a device to lock the programme/cycle so it cannot be accidentally changed.</p>
 <p>The slider control panel allows you to adjust the power simply by passing your finger across the touch device.</p>	 <p>This function allows you to keep cooked food warm without burner it</p>
 <p>Overheat protection: The safety system that automatically turns off the hob in case of overheating of the control unit.</p>	 <p>Induction: The work of these hobs is based on the principle of electromagnetic induction. The heat is generated directly in the bottom of the pan during its contact with the hob.</p>
 <p>Melting function, suitable for slowly melting delicate foods such as chocolate or butter.</p>	 <p>Multizone: allows several pans to be used at once, large or small, offering freedom of placement and greater flexibility</p>
 <p>Overfill protection: The special overfill protection shuts down the stove in the presence of overflow of liquids.</p>	 <p>All cooking zones can be reduced to the minimum power level, so the hob can be left unattended for a short period without food overcooking or burning. Then just press again this function, the previously set power levels can be reactivated.</p>
 <p>Quick selection, with one touch cooking begins at the highest level, then automatically reduces after time. Ideal for dishes that require quick boiling and then continued cooking without constant control (eg beef broth).</p>	 <p>Indication of residual heat: After the glass ceramic hob is switched off the residual heat indicator shows which of the heating zones still remains hot. When the temperature drops below 60 ° C, the indicator goes out.</p>
 <p>Simmering function: ideal for long-cooking recipes, preventing food from boiling over or sticking to the pan.</p>	 <p>Time elapsed: shows how long the cooking zone has been in use.</p>
 <p>Timer: All ceramic hobs have a timer which automatically ends cooking after a preset time.</p>	 <p>Min diameter pot detection of 9 cm.</p>
 <p>Darkness becomes light</p>	 <p>Premium individual Slider control for each zone</p>