

# SISL7844X



|                |               |
|----------------|---------------|
| Product Family | Hob           |
| Built-in type  | Support       |
| Dimensions     | 80 cm         |
| Power supply   | Electric      |
| Type           | Induction     |
| EAN code       | 8017709351854 |




## Aesthetics



|                               |                 |
|-------------------------------|-----------------|
| Aesthetic                     | Isola           |
| Serie                         | Alta            |
| Colour                        | Black           |
| Finishing                     | Glass           |
| Material                      | Glass           |
| Glass type                    | ceramic Eclipse |
| Glass edge                    | Straight edge   |
| Frame                         | Yes             |
| Frame colour                  | Stainless Steel |
| Type of control setting       | EVO Slider      |
| Slider                        | Yes             |
| LED colours                   | White           |
| Control knob position         | Front           |
| Logo                          | Silk screen     |
| Serigraphy colour             | Grey            |
| Alternative colours available | Black           |

## Program / Functions



|                                   |                      |
|-----------------------------------|----------------------|
| No. of induction cook zones       | 4                    |
| Time-setting options              | Automatic switch-off |
| No. of cooking zones with booster | 4                    |
| No. of Flexible zones             | 1                    |
| Main on/off switch                | Yes                  |

|                         |     |
|-------------------------|-----|
| Power levels            | 9   |
| Auto-vent 2.0           | Yes |
| Total no. of cook zones | 4   |

## Options



|                                     |            |  |                          |
|-------------------------------------|------------|--|--------------------------|
| <b>Multizone Option</b>             | Yes        | <b>Residual time indicator</b>             | Yes                      |
| <b>Flexible Zone Type</b>           | MultiZone  | <b>Limited Power</b>                       | Si Advance               |
| <b>Worktop Cut-Out</b>              | 480x730 mm | <b>Consumption Mode</b>                    |                          |
| <b>Keep warm automatic function</b> | Yes        | <b>Limited Power Consumption Mode in W</b> | 2400 a 7400 - step 100 W |
| <b>Grill function</b>               | Yes        | <b>Showroom Demo Option</b>                | Yes                      |
| <b>End cooking timer</b>            | 4          | <b>Control Lock / Child Safety</b>         | Yes                      |
| <b>Pause option</b>                 | Yes        | <b>Bridge option</b>                       | Yes                      |
| <b>Minute minder</b>                | 1          | <b>Quick start</b>                         | Yes                      |
| <b>End of cooking alarm</b>         | Yes        | <b>Rapid level selection</b>               | Yes                      |

## Technical Features

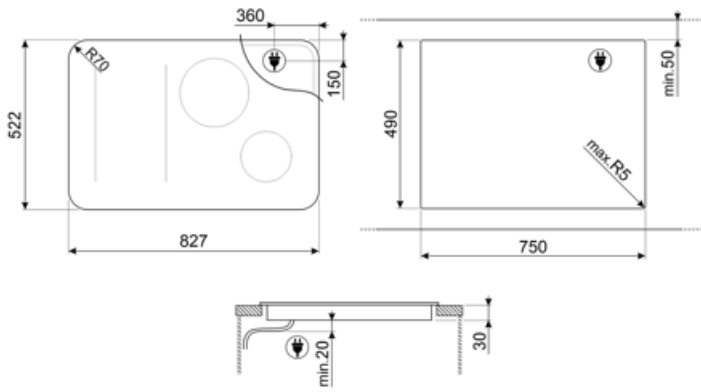


Front-left - Induction - Multizone - 2.10 kW - Booster 2.50 kW - Double booster 3 kW - 24.0x18.0 cm  
 Rear-left - Induction - Multizone - 2.10 kW - Booster 2.50 kW - Double booster 3 kW - 24.0x18.0 cm  
 Central - Induction - Single - 2.30 kW - Booster 3.00 kW - Double booster 3 kW - Ø 21.0 cm  
 Front-right - Induction - Single - 1.40 kW - Booster 2.10 kW - Ø 16.0 cm  
 Multizone left - Booster 3.7 kW - 38.5x23.0 cm

|  |                |   |     |
|--|----------------|---|-----|
| <b>Automatic setting according to pan dimension</b>                              | Yes            | <b>Automatic switch off when overheat</b>     | Yes |
| <b>pan detection</b>   | Yes, min. 7 cm | <b>Automatic switch off when overflow</b>     | Yes |
| <b>Permanent Automatic Pot Detection with indication of the relative control</b> | Yes            | <b>Residual heat indicator</b>                | Yes |
| <b>Minimum pan diameter indication</b>   | Yes            | <b>Protection against accidental start up</b> | Yes |

## Electrical Connection

|   |                             |  |                             |
|---|-----------------------------|--|-----------------------------|
| <b>Electrical connection rating (W)</b> | 7400 W                      | <b>Type of electric cable supplied</b> | Yes, Double and Three Phase |
| <b>Current</b>                          | 33 A                        | <b>Frequency (Hz)</b>                  | 50/60 Hz                    |
| <b>Voltage (V)</b>                      | 220-240 V                   | <b>Power supply cable length</b>       | 120 cm                      |
| <b>Voltage 2 (V)</b>                    | 380-415 V                   | <b>Terminal box</b>                    | 5 poles                     |
| <b>Type of electric cable installed</b> | Yes, Single phase           | <b>Plug</b>                            | Not present                 |
| <b>Additional connection modalities</b> | Yes, Double and Three Phase |  |                             |



---

## Compatible Accessories

---



### GRILLPLATE

Universal griddle for induction, gas, ceramic and electric hobs. Non-stick surface ideal for cooking meat, cheese and vegetables. Dimensions: 410 x 240 mm.



### SCRP























Non-scratch hob scraper - suitable for induction and ceramic hobs



### TPKPLATE

Universal plate for induction, gas, ceramic and electric hobs. Non-stick surface ideal for cooking fish, eggs and vegetables. Dimensions: 410 X 240 mm.

## Symbols glossary

|  |   |   |  |
|--|---|---|--|
|    | Permanent auto pot detection  |    | Connection between hob and hood  |
|    | Power booster: option allows the zone to work at full power when very intense cooking is necessary.   |    | Child lock: some models are fitted with a device to lock the programme/cycle so it cannot be accidentally changed.   |
|    | Evolution Slider totally Back-lighted ghost effect  |    | The slider control panel allows you to adjust the power simply by passing your finger across the touch device.   |
|    | Darkness becomes light  |    | Grill function   |
|    | This function allows you to keep cooked food warm without burner it   |    | Overheat protection: The safety system that automatically turns off the hob in case of overheating of the control unit.  |
|    | Induction: The work of these hobs is based on the principle of electromagnetic induction. The heat is generated directly in the bottom of the pan during its contact with the hob.  |    | Multizone: allows several pans to be used at once, large or small, offering freedom of placement and greater flexibility   |
|  | Overfill protection: The special overfill protection shuts down the stove in the presence of overflow of liquids.   |  | Min diameter pot detection of 7 cm.  |
|  | All cooking zones can be reduced to the minimum power level, so the hob can be left unattended for a short period without food overcooking or burning. Then just press again this function, the previously set power levels can be reactivated. |  | Quick selection, with one touch cooking begins at the highest level, then automatically reduces after time. Ideal for dishes that require quick boiling and then continued cooking without constant control (eg beef broth). |
|  | Quick Start function: the chosen temperature is reached faster. The heating element works at maximum power until the right temperature is reached.  |  | Indication of residual heat: After the glass ceramic hob is switched off the residual heat indicator shows which of the heating zones still remains hot. When the temperature drops below 60 ° C, the indicator goes out.    |
|  | Time elapsed: shows how long the cooking zone has been in use.  |  | Timer: All ceramic hobs have a timer which automatically ends cooking after a preset time.   |
|  | TWIN_ZONE_72dpi   |  | Possibility to set the maximum power absorption of the hob.  |