


# SISL7955MB



|                       |               |
|-----------------------|---------------|
| <b>Product Family</b> | Hob           |
| <b>Built-in type</b>  | Support       |
| <b>Dimensions</b>     | 90 cm         |
| <b>Power supply</b>   | Electric      |
| <b>Type</b>           | Induction     |
| <b>EAN code</b>       | 8017709357184 |



## Aesthetics

|                                      |                             |
|--------------------------------------|-----------------------------|
| <b>Aesthetic</b>                     | Isola                       |
| <b>Serie</b>                         | Alta Pro                    |
| <b>Colour</b>                        | Black with matt black frame |
| <b>Perimeter lighting</b>            | Yes                         |
| <b>Finishing</b>                     | Glass                       |
| <b>Material</b>                      | Glass                       |
| <b>Glass type</b>                    | Prestige ceramic            |
| <b>Glass edge</b>                    | Straight edge               |
| <b>Frame</b>                         | Yes                         |
| <b>Frame colour</b>                  | Black                       |
| <b>Frame material</b>                | Aluminum                    |
| <b>Type of control setting</b>       | Vivo Screen                 |
| <b>LED colours</b>                   | TFT                         |
| <b>Control knob position</b>         | Front                       |
| <b>Logo</b>                          | Silk screen                 |
| <b>Serigraphy colour</b>             | Grey                        |
| <b>Alternative colours available</b> | Stainless steel             |

## Program / Functions



|  |                      |
|--|----------------------|
| <b>No. of induction cook zones</b>       | 5                    |
| <b>Time-setting options</b>              | Automatic switch-off |
| <b>No. of cooking zones with booster</b> | 5                    |
| <b>No. of Flexible zones</b>             | 2                    |
| <b>Main on/off switch</b>                | Yes                  |
| <b>Power levels</b>                      | 17                   |

Total no. of cook zones

5

## Options



|   |            |                                    |                         |
|---|------------|------------------------------------|-------------------------|
| <b>Multizone Option</b>                         | Yes        | <b>End cooking timer</b>           | 5                       |
| <b>Flexible Zone Type</b>                       | MultiZone  | <b>Pause option</b>                | Yes                     |
| <b>Worktop Cut-Out</b>                          | 490x850 mm | <b>Minute minder</b>               | 1                       |
| <b>Double Booster</b>                           | Yes        | <b>End of cooking alarm</b>        | Yes                     |
| <b>Follow Pot</b>                               | Yes        | <b>Residual time indicator</b>     | Yes                     |
| <b>Pasta function</b>                           | Yes        | <b>Limited Power</b>               | Si Advance              |
| <b>Steaming function</b>                        | Yes        | <b>Consumption Mode</b>            |                         |
| <b>Roasting function</b>                        | Yes        | <b>Limited Power</b>               | 2400 a 11100 - step 100 |
| <b>Auto-boiling Function</b>                    | Yes        | <b>Consumption Mode in W</b>       | W                       |
| <b>Simmering Function</b>                       | Yes        | <b>Showroom Demo Option</b>        | Yes                     |
| <b>Keep warm automatic function</b>             | Yes        | <b>Control Lock / Child Safety</b> | Yes                     |
| <b>Melting/Low temperature cooking function</b> | Yes        | <b>Quick start</b>                 | Yes                     |
|   |            | <b>Rapid level selection</b>       | Yes                     |

## Technical Features



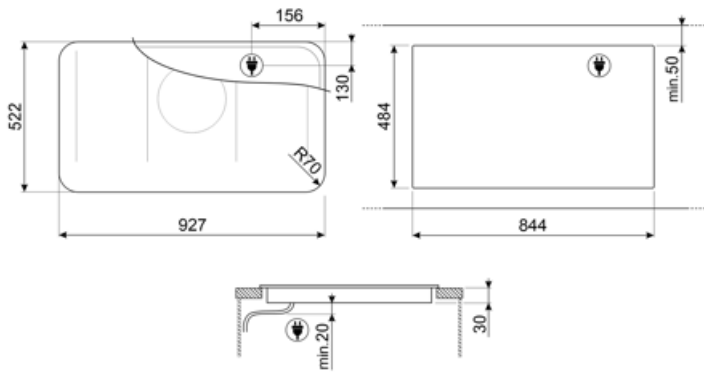
Front-left - Induction - Multizone - 2.10 kW - Booster 3.00 kW - Double booster 3.70 kW - 21.0x0.0 cm  
 Rear-left - Induction - Multizone - 2.10 kW - Booster 3.00 kW - Double booster 3.70 kW - 21.0x0.0 cm  
 Front-centre - Induction - Single - 2.60 kW - Booster 4.00 kW - Double booster 5.50 kW - 26.0x0.0 cm  
 Rear-right - Induction - Multizone - 2.10 kW - Booster 3.00 kW - Double booster 3.70 kW - 21.0x0.0 cm  
 Front-right - Induction - Multizone - 2.10 kW - Booster 3.00 kW - Double booster 3.70 kW - 21.0x0.0 cm  
 Multizone left - Booster 3.70 kW - 36x21 cm  
 Multizone right - Booster 3.70 kW - 36x21 cm

|  |                |   |     |
|--|----------------|---|-----|
| <b>Automatic setting according to pan dimension</b>                              | Yes            | <b>Automatic switch off when overflow</b>     | Yes |
| <b>pan detection</b>   | Yes, min. 9 cm | <b>Residual heat indicator</b>                | Yes |
| <b>Permanent Automatic Pot Detection with indication of the relative control</b> | Yes            | <b>Protection against accidental start up</b> | Yes |
| <b>Automatic switch off when overheat</b>  | Yes            |   |     |

## Electrical Connection

|   |           |  |                              |
|---|-----------|--|------------------------------|
| <b>Electrical connection rating (W)</b> | 11100 W   | <b>Type of electric cable supplied</b> | Yes, Single and Double phase |
| <b>Current</b>                          | 49 A      | <b>Frequency (Hz)</b>                  | 50/60 Hz                     |
| <b>Voltage (V)</b>                      | 220-240 V |  |                              |
| <b>Voltage 2 (V)</b>                    | 380-415 V |  |                              |

|   |                              |                                  |                        |
|---|------------------------------|----------------------------------|------------------------|
| <b>Type of electric cable installed</b> | Yes, Three-phase             | <b>Power supply cable length</b> | 120 cm                 |
| <b>Additional connection modalities</b> | Yes, Single and Double phase | <b>Terminal box Plug</b>         | 5 poles<br>Not present |



---

## Compatible Accessories

---



### GRILLPLATE

Universal griddle for induction, gas, ceramic and electric hobs. Non-stick surface ideal for cooking meat, cheese and vegetables. Dimensions: 410 x 240 mm.



### TPKPLATE

Universal plate for induction, gas, ceramic and electric hobs. Non-stick surface ideal for cooking fish, eggs and vegetables. Dimensions: 410 X 240 mm.



### SCRP

Non-scratch hob scraper - suitable for induction and ceramic hobs

---

## Alternative products






















---

SISL7955X

Colour: Black with stainless steel effect frame



## Symbols glossary

|  |  |
|--|--|
|  <p>Automatic Boiling function: a sensor confirms once the boiling point has been reached and then an acoustic alert signals that the ingredients can be added, saving time and energy.</p>  |  <p>Power booster: option allows the zone to work at full power when very intense cooking is necessary.</p>   |
|  <p>Child lock: some models are fitted with a device to lock the programme/cycle so it cannot be accidentally changed.</p>   |  <p>This function allows you to keep cooked food warm without burner it</p>   |
|  <p>Overheat protection: The safety system that automatically turns off the hob in case of overheating of the control unit.</p>  |  <p>Induction: The work of these hobs is based on the principle of electromagnetic induction. The heat is generated directly in the bottom of the pan during its contact with the hob.</p>  |
|  <p>Melting function, suitable for slowly melting delicate foods such as chocolate or butter.</p>  |  <p>Multizone: allows several pans to be used at once, large or small, offering freedom of placement and greater flexibility</p>  |
|  <p>Overfill protection: The special overfill protection shuts down the stove in the presence of overflow of liquids.</p>  |  <p>All cooking zones can be reduced to the minimum power level, so the hob can be left unattended for a short period without food overcooking or burning. Then just press again this function, the previously set power levels can be reactivated.</p> |
|  <p>Quick selection, with one touch cooking begins at the highest level, then automatically reduces after time. Ideal for dishes that require quick boiling and then continued cooking without constant control (eg beef broth).</p> |  <p>Quick Start function: the chosen temperature is reached faster. The heating element works at maximum power until the right temperature is reached.</p>  |
|  <p>Indication of residual heat: After the glass ceramic hob is switched off the residual heat indicator shows which of the heating zones still remains hot. When the temperature drops below 60 ° C, the indicator goes out.</p>    |  <p>Simmering function: ideal for long-cooking recipes, preventing food from boiling over or sticking to the pan.</p>   |
|  <p>Time elapsed: shows how long the cooking zone has been in use.</p>   |  <p>Timer: All ceramic hobs have a timer which automatically ends cooking after a preset time.</p>  |
|  <p>Permanent auto pot detection</p>   |  <p>Min diameter pot detection of 9 cm.</p>   |
|  <p>Possibility to set the maximum power absorption of the hob.</p>  |  <p>Additional maximum power level for a better energy consumption</p>  |
|  <p>Possibility to freely move the pot everywhere without turn off the initial settings chosen.</p>  |  |