

SISL7955X



Product Family	Hob
Built-in	Support
Dimensions	90 cm
Power supply	Electric
Type	Induction
EAN code	8017709357177



Aesthetics

Aesthetics	Isola
Series	Alta Pro
Colour	Black
Perimeter lighting	Yes
Finishing	Glass
Material	Glass
Glass Type	Prestige ceramic
Glass edge	Straight edge
Frame	Yes
Frame colour	Stainless Steel
Type of control setting	Vivo Screen
Slider	TFT
Control knobs position	Front
Logo	Silk screen
Serigraphy colour	Grey
Alternative colours available	Black

Program / Functions



No. of induction cook zones	5
Time-setting options	Automatic switch-off
No. of cooking zones with booster	5
No. of Flexible zones	2
Main on/off switch	Yes
Power levels	17
Total no. of cook zones	5

Options



Multizone Option	Yes	End cooking timer	5
Flexible Zone Type	MultiZone	Pause option	Yes
Standard cut out	490x860 mm	Minute minder	1
Double Booster	Yes	End of cooking acoustic alarm	Yes
Follow Pot	Yes	Residual time indicator	Yes
Pasta function	Yes	Limited Power	Yes advance
Steaming function	Yes	Consumption Mode	
Roasting function	Yes	Limited Power Consumption Mode in W	2400 a 11100 - step 100 W
Auto-boiling Function	Yes	Show Room Demo Option	Yes
Simmering Function	Yes	Control Lock / Child Safety	Yes
Keep warm automatic function	Yes	Quick start	Yes
Melting/Low temperature cooking function	Yes	Rapid level selection	Yes

Technical Features



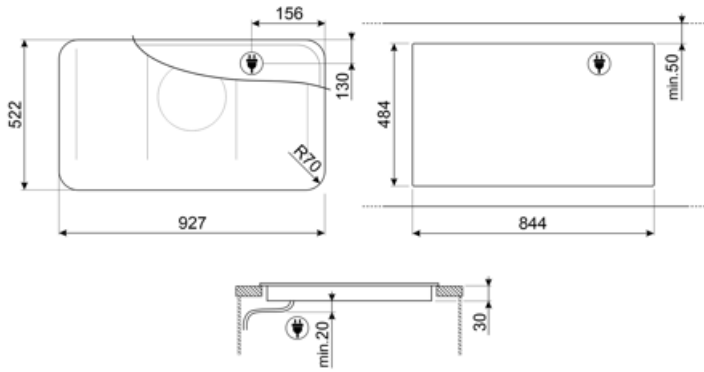
Front left - Induction - Multizone - 2.10 kW - Booster 3.00 kW - Double booster 3.70 kW - 21.0x0.0 cm
 Rear left - Induction - multizone - 2.10 kW - Booster 3.00 kW - Double booster 3.70 kW - 21.0x0.0 cm
 Front centre - Induction - single - 2.60 kW - Booster 4.00 kW - Double booster 5.50 kW - 26.0x0.0 cm
 Rear right - Induction - multizone - 2.10 kW - Booster 3.00 kW - Double booster 3.70 kW - 21.0x0.0 cm
 Front right - Induction - Multizone - 2.10 kW - Booster 3.00 kW - Double booster 3.70 kW - 21.0x0.0 cm
 Multizone left - Booster 3.70 kW - 38.5x23.0 cm
 Multizone right - Booster 3.70 kW - 38.5x23.0 cm

Automatic setting according to pan dimension	Yes	Automatic switch off when overflow	Yes
Automatic pan detection	Yes, min 9 cm	Residual heat indicator	Yes
Permanent Automatic Pot Detection with indication of the relative control	Yes	Protection against accidental start up	Yes
Automatic switch off when overheat	Yes		

Electrical Connection

Nominal power (W)	11100 W	Type of electric cable supplied	Yes, Single and Double phase
Current	49 A	Frequency (Hz)	50/60 Hz
Voltage (V)	220-240 V		
Voltage 2 (V)	380-415 V		
Type of electric cable	Three-phase		

Type of electric cable	Single and Double phase	Power supply cable length	120 cm
		Terminal Box Plug	5 poles No



Compatible Accessories



GRILLPLATE

Universal griddle for induction, gas, ceramic and electric hobs. Non-stick surface ideal for cooking meat, cheese and vegetables. Dimensions: 410 x 240 mm.



TPKPLATE























Universal plate for induction, gas, ceramic and electric hobs. Non-stick surface ideal for cooking fish, eggs and vegetables. Dimensions: 410 X 240 mm.



SCRP

Induction and ceramic hobs and teppanyaki scraper

Symbols glossary

	Permanent auto pot detection		Automatic Boiling function: a sensor confirms once the boiling point has been reached and then an acoustic alert signals that the ingredients can be added, saving time and energy.
	Power booster: option allows the zone to work at full power when very intense cooking is necessary.		Child lock: some models are fitted with a device to lock the programme/cycle so it cannot be accidentally changed.
	Perfect fit in a 90 cm cabinet		Additional maximum power level for a better energy consumption
	Possibility to freely move the pot everywhere without turn off the initial settings chosen.		Keep warm function: Keep warm function keeps the cooked food heated. In this mode the heating zone operates at a minimum capacity for 120 minutes and then turns off automatically.
	Overheat protection: The safety system that automatically turns off the hob in case of overheating of the control unit.		Induction: The work of these hobs is based on the principle of electromagnetic induction. The heat is generated directly in the bottom of the pan during its contact with the hob.
	Melting function, suitable for slowly melting delicate foods such as chocolate or butter.		Multizone: allows several pans to be used at once, large or small, offering freedom of placement and greater flexibility
	Overfill protection: The special overfill protection shuts down the stove in the presence of overflow of liquids.		Min diameter pot detection of 9 cm
	PAUSE_72dpi		Possibility to set the maximum power absorption of the hob
	Quick selection, with one touch cooking begins at the highest level, then automatically reduces after time. Ideal for dishes that require quick boiling and then continued cooking without constant control (eg beef broth).		Quick Start function: the chosen temperature is reached faster. The heating element works at maximum power until the right temperature is reached.
	Indication of residual heat: After the glass ceramic hob is switched off the residual heat indicator shows which of the heating zones still remains hot. When the temperature drops below 60 ° C, the indicator goes out.		Simmering function: ideal for long-cooking recipes, preventing food from boiling over or sticking to the pan.
	Time elapsed: shows how long the cooking zone has been in use.		Timer: All ceramic hobs have a timer which automatically ends cooking after a preset time.