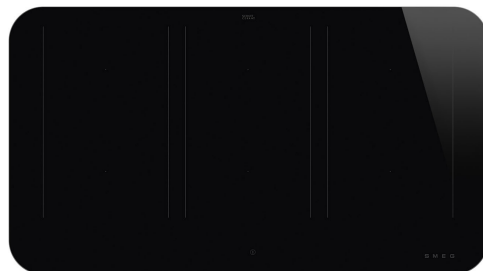


# SISL7964



Familie  
Inbouw  
Afmeting  
Voeding  
Type  
EAN-code

Kookplaat  
Vlak opbouw of vlak inbouw  
90 cm  
Elektrisch  
Inductie  
8017709351809




## Design



Esthetiek  
Serie  
Kleur  
Afwerking  
Materiaal  
Type glas  
Glazen rand  
Type bediening  
Slider  
Slider  
Positie bediening  
Logo  
Kleur serigrafie

Isola  
Flat  
Zwart  
Glas  
Glas  
Ceramic Eclipse  
Rechte rand  
EVO Slider  
Ja  
Wit  
Voor  
Geëtst  
Grijs

## Program / Functions



Aantal inductiekookzones  
Opties tijdprogrammering  
Aantal kookzones met booster  
Aantal Multizones  
Hoofdtoets aan/uit  
Vermogenniveaus  
Auto-vent 2.0  
Totaal aantal kookzones

6  
Automatische uitschakeling  
6  
3  
Ja  
9  
Ja  
6

## Opties



|  |            |                                  |                           |
|--|------------|----------------------------------|---------------------------|
| <b>Multizone optie</b>                   | Ja         | <b>Resttijd indicator</b>        | Ja                        |
| <b>Flexible Zone Type</b>                | MultiZone  | <b>ECO-Logic optie</b>           | Ja, Advance               |
| <b>Worktop Cut-Out</b>                   | 490x860 mm | <b>ECO-Logic optie - stappen</b> | 2400 a 11100 - step 100 W |
| <b>Warmhoudfunctie</b>                   | Ja         | <b>Showroom demo optie</b>       | Ja                        |
| <b>Grill functie</b>                     | Ja         | <b>Kinderbeveiliging</b>         | Ja                        |
| <b>Automatische uitschakeling</b>        | 6          | <b>TwinZone optie</b>            | Ja                        |
| <b>Pauze optie</b>                       | Ja         | <b>Quick start</b>               | Ja                        |
| <b>Timer</b>                             | 1          | <b>Snelle selectie niveaus</b>   | Ja                        |
| <b>Akoestisch signaal einde kooktijd</b> | Ja         |                                  |                           |

## Technische specificaties

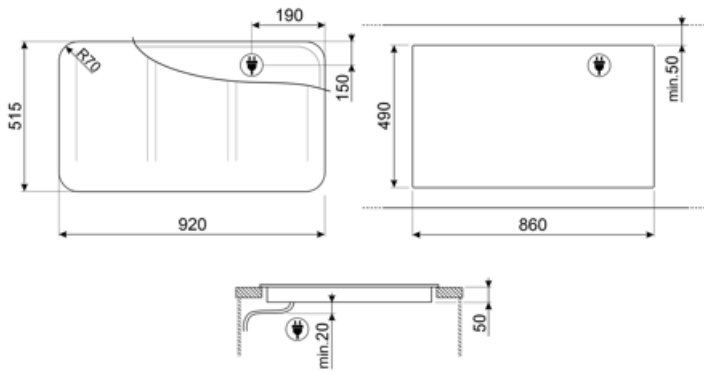


Linksvoor - Inductie - Multizone - 2.10 kW - Booster 2.50 kW - Double booster 3 kW - 24.0x18.0 cm  
 Linksachter - Inductie - Multizone - 2.10 kW - Booster 2.50 kW - Double booster 3 kW - 24.0x18.0 cm  
 Middenvoor - Inductie - Multizone - 2.10 kW - Booster 2.50 kW - Double booster 3 kW - 24.0x18.0 cm  
 Middenachter - Inductie - Multizone - 2.10 kW - Booster 2.50 kW - Double booster 3 kW - 24.0x18.0 cm  
 Rechtsvoor - Inductie - Multizone - 2.10 kW - Booster 2.50 kW - Double booster 3 kW - 24.0x18.0 cm  
 Rechtsachter - Inductie - Multizone - 2.10 kW - Booster 2.50 kW - Double booster 3 kW - 24.0x18.0 cm  
 Multizone left - Booster 3.7 kW - 38.5x23.0 cm  
 Multizone center - Booster 3.7 kW - 38.5x23.0 cm  
 Multizone right - Booster 3.7 kW - 38.5x23.0 cm

|  |               |  |    |
|--|---------------|--|----|
| <b>Automatische herkenning panafmeting</b>   | Ja            | <b>Automatisch uitschakelen i.g.v. overkoken</b> | Ja |
| <b>Automatische panherkenning</b>  | minimaal 9 cm | <b>Restwarmte indicator</b>                      | Ja |
| <b>Permanente automatische pandetectie met indicatie van de relatieve controle</b> | Ja            | <b>beveiliging tegen onbedoeld inschakeling</b>  | Ja |
| <b>Automatische stop bij oververhitting</b>  | Ja            |  |    |

## Elektrische aansluiting

|                         |                        |  |                              |
|-------------------------|------------------------|--|------------------------------|
| <b>Aansluitwaarde</b>   | 11100 W                | <b>Type of electric cable supplied</b> | Yes, Single and Double phase |
| <b>Stroom</b>           | 49 A                   | <b>Frequentie</b>                      | 50/60 Hz                     |
| <b>Spanning (V)</b>     | 220-240 V              | <b>Lengte voedingskabel</b>            | 120 cm                       |
| <b>Spanning 2 (V)</b>   | 380-415 V              | <b>Connection box</b>                  | 5 polig                      |
| <b>Type stroomkabel</b> | Driefasig              | <b>Stekker</b>                         | Nee                          |
| <b>Type stroomkabel</b> | Enkele en dubbele fase |  |                              |



---

## Compatibele Accessoires

---



### GRILLPLATE

Universal griddle for induction, gas, ceramic and electric hobs. Non-stick surface ideal for cooking meat, cheese and vegetables. Dimensions: 410 x 240 mm.



### TPKPLATE
























Universal plate for induction, gas, ceramic and electric hobs. Non-stick surface ideal for cooking fish, eggs and vegetables. Dimensions: 410 X 240 mm.



### SCRP

Inductie- en keramische kookplaten en teppanyaki-schraper

## Symbols glossary

|   |   |
|---|---|
|  <p>Powerbooster: optie zorgt ervoor dat de zone op vol vermogen werkt wanneer zeer intensief koken nodig is.</p>   |  <p>Kinderslot: sommige modellen zijn voorzien van een apparaat om het programma / de cyclus te vergrendelen zodat het niet kan per ongeluk veranderd</p>  |
|  <p>The slider control panel allows you to adjust the power simply by passing your finger across the touch device.</p>  |  <p>This function allows you to keep cooked food warm without burner it</p>  |
|  <p>Overheat protection: The safety system that automatically turns off the hob in case of overheating of the control unit.</p>   |  <p>Induction: The work of these hobs is based on the principle of electromagnetic induction. The heat is generated directly in the bottom of the pan during its contact with the hob.</p>   |
|  <p>Multizone: allows several pans to be used at once, large or small, offering freedom of placement and greater flexibility</p>  |  <p>Overfill protection: The special overfill protection shuts down the stove in the presence of overflow of liquids.</p>  |
|  <p>All cooking zones can be reduced to the minimum power level, so the hob can be left unattended for a short period without food overcooking or burning. Then just press again this function, the previously set power levels can be reactivated.</p> |  <p>Quick selection, with one touch cooking begins at the highest level, then automatically reduces after time. Ideal for dishes that require quick boiling and then continued cooking without constant control (eg beef broth).</p> |
|  <p>Quick Start function: the chosen temperature is reached faster. The heating element works at maximum power until the right temperature is reached.</p>  |  <p>Indication of residual heat: After the glass ceramic hob is switched off the residual heat indicator shows which of the heating zones still remains hot. When the temperature drops below 60 ° C, the indicator goes out.</p>  |
|  <p>Time elapsed: shows how long the cooking zone has been in use.</p>  |  <p>Timer: All ceramic hobs have a timer which automatically ends cooking after a preset time.</p>   |
|  <p>TWIN_ZONE_72dpi</p>   |  <p>Permanent auto pot detection</p>   |
|  <p>Connection between hob and hood</p>   |  <p>Grill function</p>   |
|  <p>Min diameter pot detection of 9 cm.</p>   |  <p>Possibility to set the maximum power absorption of the hob.</p>  |
|  <p>Perfect fit in a 90 cm cabinet</p>  |  <p>Darkness becomes light</p>   |
|  <p>Evolution Slider totally Back-lighted ghost effect</p>  |   |