

# SLB147X-2

EAN Code	8017709229672
Product Family	Washing Machine
Commercial width	60 cm
Commercial depth	Standard capacity
Installation	Free-standing
Load type	Frontal




## Programmes

### Controls

### Programmes graphics

No. of programmes

### Programmes

 Softener

 Cotton ECO

 Wool

 Night


 Drain + Spin


 Shirts

 Delicates

 Hand Wash

 Quick Wash

 Synthetics

 Cotton

 Jeans

 Mix

 Rinse + Spin

 Sport

### Electronic

Written in IT

15

### Washing Temperature

Cool 30°C 40°C

60°C 75°C 90°C

### Special programmes

 Shirts

 Quick 15 min

 Jeans

 Sport

 Night

## Display

Residual time indicator                      delay start                      Recommended load indicator

programme status indication

## Display type



## Buttons/Options



Delay timer



FlexiTime



Prewash



Additional rinse



No spin



Anti-wrinkle (easy ironing)



Intensive



Cold wash

On/off indicator (light)	Yes
Programme progress indicator (light)	On display
End of cycle indicator (light)	On display

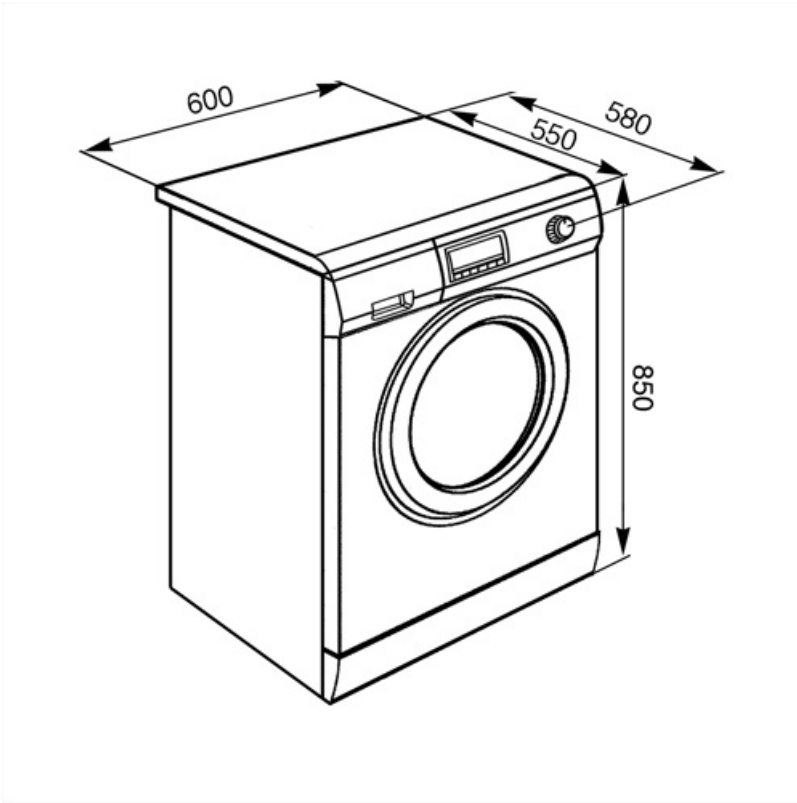
## Technical Features



Type of motor	Standard	Door opening	180°
Electronic control functioning	Yes	Automatic variable load	Yes
Programme selection knob	Yes	Antifoam system	Yes
Spin speed selection on display/LED	No spin/ 600/ 800/ 1000/ 1200/ 1400	Load balancing system	Automatic
Display/led for temperature regulation	Yes	Easy to access filter	Yes
Polypropilene tank	Yes	Child lock (functions block)	Control block
Basket	Stainless steel	Anti-flood system	Yes
Drum capacity	54 l	Aquastop system	Double total
Liquid detergent accessory as standard	Yes	Dual Water	Yes
Door diameter	30 cm		

## Performance / Energy Label

Supplier's name or trademark                      SMEG



---

## Compatible Accessories



















---

















**KITPLV2**

Kit extension for dishwasher and washing machine: length mt. 2



## Symbols glossary

 <p>ACQUASTOP_DOUBLE_72dpi</p>	 <p>Easy Iron: this is an option which can be selected to ensure the finished laundry is left with less creases to make ironing easier.</p>
 <p>Variable load: In all models of washing machines is present the system of variable load, according to which the machine automatically diversifies the wash cycle and the time of operation depending on the quantity and type of laundry introduced, allowing a significant saving of water and energy power, up to 30% compared to the versions with fixed load.</p>	 <p>Automatic Load Balancing: provides an ideal distribution of laundry in the drum. In case if the imbalance is detected, the rotation speed starts being controlled in such way to evenly redistribute laundry in the drum, and thus reduce vibration.</p>
 <p>Child lock: some models are fitted with a device to lock the programme/cycle so it cannot be accidentally changed.</p>	 <p>A++: Energy efficiency class A++ helps to save up to 20% energy compared to class A. Maximum performance with minimum consumption is guaranteed.</p>
 <p>Cold wash</p>	 <p>Delay timer: can be set to run the programme at a convenient time or to take advantage of off-peak energy periods.</p>
 <p>LED display: to show programmes, functions and options selected and the time to the end of the cycle.</p>	 <p>30 cm: Large loading hatch of 30-32-33 cm in diameter, makes laundry loading and unloading easier and faster with maximum ease of use.</p>
 <p>This option advises when the periodic cleaning of the filters is needed, in order to avoid forgetfulness and thus guarantee the perfect functioning of the dryer over time. The convenient position of the filters makes maintenance fast and extremely simple.</p>	 <p>Fingerprint proof stainless steel: Fingerprint proof stainless steel keeps stainless steel looking as good as new.</p>
 <p>FlexiTime: The FlexiTime option allows the user to reduce the time of the cycle selected, providing extra flexibility and control.</p>	 <p>Intensive: this option intensifies the selected program. Cycle duration and water consumption are reduced by taking into account the type of laundry, while still guaranteeing excellent washing results, even in the case of stains that are difficult to eliminate.</p>
 <p>No spin option: this option allows to exclude the last spin phase, draining the water from the tank</p>	 <p>Prewash: program designed for heavily soiled garments.</p>
 <p>Cotton: For soiled fabrics in cotton</p>	 <p>Use to wash your normally soiled, durable cotton and linen laundry. Although it washes longer than all other programmes, it provides high energy and water savings. Actual water temperature may be different from the stated wash temperature. When you load the machine with less laundry (e.g. ½ capacity or less), programme time may automatically get shorter. In this case, energy and water consumption will decrease more, providing a more economic wash. This programme is available in the models with the remaining time indicator.</p>

- |  |  |
|--|--|
|  <p><b>Delicate:</b> Clothing such as underwear, hosiery and luxury fabrics should be dried on the delicate cycle to help extend the life of the clothing.</p>   |  <p>To drain the water in the machine.</p>  |
|  <p><b>Extra Rinse:</b> Extra Rinse: adds an extra rinse cycle to that already provided in the program chosen, to remove any residual detergent. This function is particularly suitable for those with allergies or skin problems.</p> |  <p><b>Hand wash:</b> this specific programme for delicate fabrics uses slower rotations of the drum to ensure the utmost care for clothing.</p>  |
|  <p><b>Jeans:</b> a washing cycle which is kind to the colour and fabric of denim whilst minimising wrinkles.</p>  |  <p><b>Mixed fabrics:</b> this cycle is designed for lightly soiled laundry in a mix of cottons and synthetics, or can be used just to refresh stored items.</p>  |
|  <p><b>Night:</b> an ideal programme for those who want to take advantage of off-peak energy periods, this cycle is particularly quiet due to slower rotations of the drum.</p>  |  <p><b>Super fast 15 min:</b> a programme designed to wash small amounts of laundry fast, ideal for washing lightly soiled garments.</p>  |
|  <p><b>Super fast:</b> a programme designed to wash small amounts of laundry fast, ideal for washing lightly soiled garments.</p>  |  <p>To drain the water into the basket + centrifuge action</p>  |
|  <p><b>Shirts:</b> a cycle to wash shirts in a short time with the utmost care, using a delicate spin for easy ironing.</p>  |  <p>Softener</p>  |
|  <p><b>Gym:</b> Gym, a cycle designed for washing lightly soiled garments, ie sports wear, this is a fast wash which is also kind to fabrics.</p>  |  <p><b>Synthetics:</b> to wash your synthetic clothes (shirts, blouses, synthetic/cotton blends, etc.). It washes with a gentle action and has a shorter washing cycle compared to the Cottons programme. For curtains and tulle, use the Synthetic 40°C programme with prewash and anti-creasing functions selected. As their meshed texture causes excessive foaming, wash the veils/tulle by putting little amount of detergent into the main wash compartment. Do not put detergent in the prewash compartment.</p> |
|  <p><b>Wool:</b> this programme for wool or delicate fabrics uses slower rotations of the drum to ensure the utmost care for clothing.</p>   |  <p>Drum has maximum capacity of 7kg of dry laundry.</p>  |