

# SPO4L2SD



<b>Família</b>	Fornos
<b>Subfamília</b>	Forno a vapor combinado 4 tabuleiros 600x400
<b>Tipo de energia</b>	Elétrico
<b>Tipo de forno</b>	Forno Galileo profissional
<b>Capacidade de tabuleiro</b>	4 trays EN 600x400 mm
<b>Fonte de energia</b>	400 V 3N~ / 17 A / 8 kW / 50-60 Hz
<b>Outras ligações eléctricas</b>	230 V 3~ / 18 A / 8 kW / 50-60 Hz
<b>Sistema do vapor</b>	Direct and Open boiler
<b>Pés reguláveis em altura</b>	Sim
<b>Dimensões do produto (LxPxA)</b>	790x875x645 mm
<b>Profundidade máxima com a porta aberta</b>	1623 mm



## Mercado

<b>Indústrias</b>	Hotelaria; Restaurantes; Talhos; Estabelecimentos de Cuidados; Indústrias Alimentares; Supermercados / Comércio de alimentos
-------------------	--

## Design

<b>Porta com tiras em aço inox</b>	Sim	<b>Cor dos dígitos no display</b>	Multicolor
<b>Cor Display</b>	Aço Inox/Preto	<b>Painel frontal Design</b>	Vidro/Aço Inox Galileo Professional

## Comandos

<b>Nº de programas em memória</b>	512	<b>Função de pausa Forced cooling</b>	Ajustável
<b>Receitas Temporizador</b>	Sim de 1 min até 23h59 min por passo	<b>Regulação da chaminé</b>	Automático
<b>Função MultiStep</b>	8 + preheating + keep warm	<b>Programas de lavagem HACCP data</b>	Sim
<b>Início diferido Pré-aquecimento</b>	Sim; Não	<b>Auto diagnóstico</b>	Sim

## Opções

Exaustor compatível K510X

## Acessórios incluídos

Sonda térmica Sonda térmica de 4 pontos externos

## Ligação elétrica

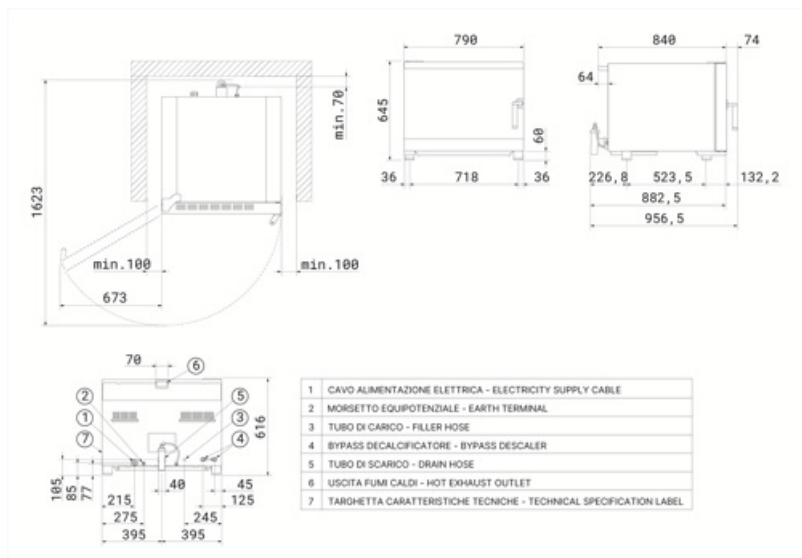
Ficha elétrica Não

## ESPECIFICAÇÕES TÉCNICAS

<b>Material do forno</b>	Aço Inox / Vidro / Plástico	<b>Posição de exaustão</b>	Traseira
<b>Dimensões da cavidade (LxPxA)</b>	670x560x420 mm	<b>Sistema de arrefecimento</b>	Sim
<b>Material da cavidade</b>	Aço inox	<b>Tipo de temporizador</b>	Elétrico
<b>Níveis de tabuleiros</b>	4	<b>Temperaturas</b>	30-270°C
<b>Suporte dos tabuleiros</b>	Aço inox AISI 304	<b>Aviso de final de cozedura</b>	Sim
<b>Kit de adaptação para tabuleiros 600x400 mm</b>	Sim	<b>Interruptor de segurança com porta aberta</b>	Sim
<b>Distância entre tabuleiros</b>	90 mm	<b>Reset de segurança do termostato</b>	Sim
<b>Material da porta</b>	Vidro triplo	<b>Deflector removível</b>	Sim
<b>Abertura da porta</b>	Lateral	<b>Tipo de detergente</b>	Líquido
<b>Tipo de puxador</b>	Rotativo	<b>Integrated detergent tank</b>	Vanishing 3l
<b>Vidro</b>	Abre com dobradiça	<b>Iluminação</b>	1 lâmpada LED
<b>Tipologia da ventoinha</b>	Rotação reversível	<b>Potência das lâmpadas</b>	3.6 W
<b>Ventilação intermitente</b>	Sim	<b>Porta USB</b>	Sim
<b>Potência da ventoinha</b>	200 W	<b>Sistema de arrefecimento</b>	Sim
<b>RPM da ventoinha</b>	Progressão %	<b>Nº de entradas de água</b>	1
<b>RPM standard da ventoinha</b>	2850 rpm	<b>Tubo de carga de água</b>	Sim
<b>RPM da ventoinha na velocidade inferior</b>	1425 rpm	<b>Pressão da entrada de água</b>	200-1000 kPa (min-max)
<b>Injeção de água em cada ventoinha</b>	Sim	<b>Comprimento do cabo de alimentação</b>	170 cm
<b>Steam control</b>	5-100% (min-max)	<b>Painel traseiro</b>	Porta galvanizada
<b>Caldeira aberta</b>	Sim	<b>Proteção IPX</b>	IPX4
<b>Ø de drenagem</b>	1" 1/2 - DN 40 mm		

## Dados de logística

<b>Dimensões do produto embalado (LxPxA)</b>	850x950x700 mm	<b>Peso líquido (kg)</b>	96.000 kg
<b>Código EAN</b>	8017709338251	<b>Peso bruto (kg)</b>	115.000 kg



## Acessórios Compatíveis



**3743**



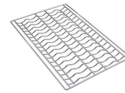
**3751**

Kit of 4 flat perforated aluminium tray  
EN 600×400 mm



**3805**

Kit of 4 chrome-plated wire grids EN  
600×400 mm



**3810**



**CLB45LSE**

Flow meter for filter FB45LSE1100



**FB45LSE1100**

Water treatment filter for Galileo  
Professional oven; 7.907 litres  
capacity with 10 Kh hardness and  
bypass set 1



**FB45LSE500**

Water treatment filter for Galileo  
Professional oven; 4.675 litres capacity  
with 10 Kh hardness and bypass set 1



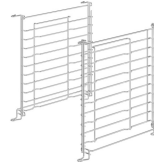
**KCAM5**

Chimney kit for Galileo Professional 4  
and 5 trays



**KITSTCK55**

Conjunction kit between 2 stacked  
Galileo ovens (SPO4 or SPO5)



**R5GN**

GN1/1 trays guide kit for 4 trays  
Galileo Professional



**RUTVL**

Set of 4 wheels, fits all professional oven  
tables



**STDH**

8-shelf tray holder stand with 80 mm  
pitch, for Galileo Professional oven, for  
GN 1/1 and EN 600×400 mm trays,  
dim. (W×D×H) 800×750×850














**STDM**

4-level tray holder stand with 80 mm  
pitch, for Galileo Professional oven, for  
GN 1/1 and EN 600×400 mm tray, dim.  
(W×P×H) 800×750×500 mm



**TB45LSE**

## Symbols glossary

	Elétrico: a fonte de energia do forno é a eletricidade.		Fan speed adjustable between 50 and 100% of the speed
	Fan forced heating		Core probe baking by temperature difference ( $\Delta t$ )
	Automatic washing		Barbecue: aquecimento seco para grelhados perfeitos.
	Steam generated by injecting water into the fan and evaporation on the heating element		Saturated steam created by boiling in the cavity
	Steam and hot air combined cooking		Sous-vide baixa temperatura
	Humidity and heat controlled proving		

## Benefit (TT)

---

### Hinged opening

Easily accessible glass for effortless maintenance and cleaning

The glass panels are designed to be easily accessible and inspectable, ensuring great convenience during cleaning and maintenance operations. This feature significantly simplifies the process, making it quick and efficient, while ensuring that every intervention can be carried out with maximum comfort and complete safety.

### WashArt System

Efficient washing, optimised consumption, and minimal space usage

The WashArt washing system, equipped with a rotating nozzle, ensures even distribution of water and detergent within the cavity, providing deep cleaning and quick drying. To meet every need, four washing programmes are available: Short, Medium, Long, and Grill, along with a dedicated rinse programme. Thanks to its advanced technology, WashArt optimises efficiency and reduces consumption, while the rotating nozzle, with its compact design, minimises space usage in the cooking chamber.

### Fan speed

Precise fan speed modulation for consistently even cooking results

In the Galileo Professional ovens, the fan speed can be adjusted from a minimum of 50% to a maximum of 100%, in 5% increments. This feature allows for precise customisation of the airflow, perfectly adapting it to the specific needs of each preparation. Thanks to this versatility, it is possible to achieve flawless cooking results, ensuring even and accurate heat distribution. Moreover, precisely adjusting the fan speed helps preserve the delicacy of sensitive foods, preventing exposure to excessive heat and creating the ideal conditions to maintain their lightness and internal structure.

### Core probe

Multipoint cooking sensor for precise and uniform results

Optimal precision and control thanks to the four temperature measurement points, ensuring an accurate reading at every stage of cooking. The advanced sensor precisely detects the heat at the core of the food, guaranteeing the ideal cooking level for consistently perfect and uniform results.

### SteamArt Technology

Open Boiler system to generate steam directly within the cavity, in quick times and at very low temperatures

Thanks to the innovative Open Boiler system, steam is generated directly within the cavity, in very short times and at very low temperatures (starting from 30°C, ideal for supporting the proofing phase). This system is particularly suited for delicate cooking processes that require the use of 100% steam, ensuring even and gentle cooking that preserves the nutritional properties, taste, and texture of the food.

## **8 cooking stages**

Flexibility and precision in every cooking stage

The ability to set multiple cooking phases, in addition to preheating and keeping warm, gives the combi-steam oven exceptional versatility, responding precisely to the diverse needs of every preparation. Each phase of the cooking process can be customised with great accuracy, optimising results whether it's slow cooking at low temperatures or achieving a perfect final browning. Thanks to the advanced control of steam and heat parameters, it is possible to achieve even cooking on every surface, significantly enhancing the quality of the finished product and ensuring flawless results.

## **3lt retractable tank**

Retractable tank with intelligent detergent level monitoring

The oven is equipped with a practical 3-litre retractable container for liquid detergent, designed to simplify and speed up cleaning operations. Thanks to this tank, up to 45 washes can be carried out before a refill is needed. The detergent level is always monitored via the "detergent level" bar displayed on the screen, which uses three intuitive colours: green to indicate a full tank, yellow for an intermediate level, and red to alert when a refill is required.

## **Waste water cooling**

The temperatures are significantly lowered and the thermal impact reduced thanks to the waste water cooling system

Some ovens are equipped with a waste water cooling system that significantly lowers the temperature of the water before it is released, minimising the thermal impact. This mechanism optimises energy efficiency, enhances operational safety, and supports eco-friendly practices, helping to make the oven more sustainable and high-performing.