


## SR375LSA



Product Family  
Built-in type  
Dimensions  
Power supply  
Type  
EAN code

Hob  
Traditional  
70/75 cm  
Gas  
Gas  
8017709294533



## Aesthetics



Aesthetic  
Colour  
Finishing  
Material  
Type of steel  
Pan stands  
Type of control setting  
Control knob position  
No. of controls  
Controls colour  
Serigraphy colour

Classica  
Stainless steel  
Satin  
Stainless Steel  
Brushed  
Cast iron  
Control knobs  
Front  
6  
Silver  
Grey

## Options



Worktop Cut-Out 478-482x555-560 mm

## Technical Features



Left - Gas - 2UR (dual) - 5.00 kW  
Rear-centre - Gas - AUX - 1.10 kW  
Front-centre - Gas - AUX - 1.10 kW  
Rear-right - Gas - Rapid - 2.60 kW

Front-right - Gas - Semi Rapid - 1.70 kW

Gas - Semi Rapid

Gas safety valves                      Yes    Automatic Ignition                      Yes

## Accessories Included

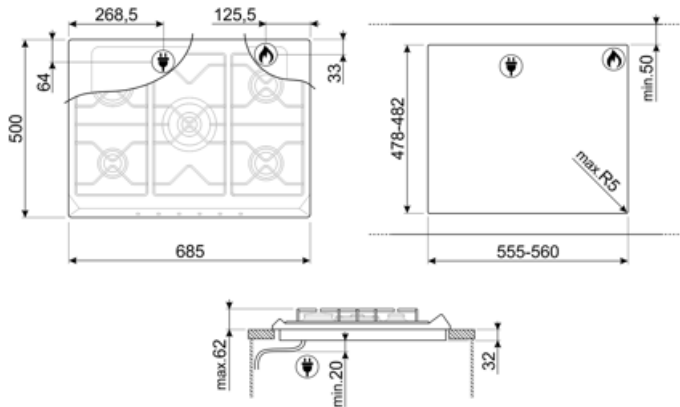
Cast iron wok support              1

## Electrical Connection

Plug	Not present	Type of electric cable installed	Yes, Single phase
Electrical connection rating (W)	1 W	Frequency (Hz)	50/60 Hz
Voltage (V)	220-240 V	Power supply cable length	120 cm

## Gas Connection






Gas Type	G30 GPL Liquid gas	Other gas connections provided	Conical
Gas connection	Cilindrical	Gas connection rating (W)	11200 W



---

## Symbols glossary (TT)

---

- |  |  |   |  |
|--|--|---|--|
|  | Standard installation: Traditional installation in tabletop, suitable for any kitchen sets |  | Heavy duty cast iron pan stands: for maximum stability and strength. |
|  | Knobs control  |  | CUT_OUT_STANDARD_72dpi   |
|  | Ultra rapid burners: Powerful ultra rapid burners offer up to 5kw of power.                |   |  |