

SR964NGH



Product Family	Hob
Built-in	Traditional
Dimensions	60 cm
Power supply	Gas
Type	Gas
EAN code	8017709200121



Aesthetics



Aesthetics	Victoria
Colour	Black
Material	Enamelled
Pan stands	Cast iron
Type of control setting	Control knobs
Control knobs position	Front
No. of controls	4
Controls colour	Chrome
Serigraphy colour	Silver

Program / Functions

No. of gas cook zones	4
Total no. of cook zones	4

Options



Standard cut out	478-482x555-560 mm
------------------	--------------------

Technical Features



Front left - Gas - AUX - 1.10 kW

Rear left - Gas - UR - 3.30 kW

Rear right - Gas - Semi Rapid - 1.70 kW

Front right - Gas - Semi Rapid - 1.70 kW

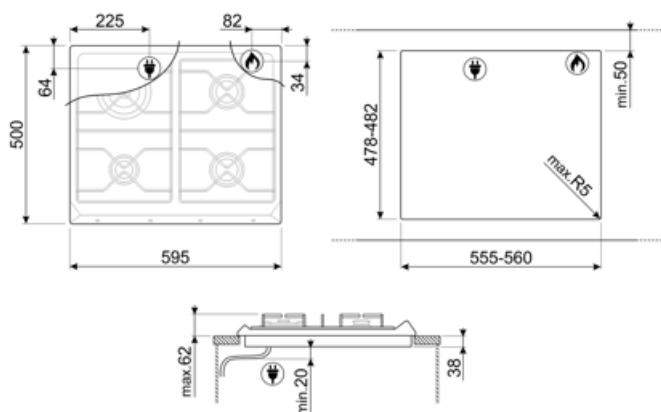
Gas safety valves	Yes	Automatic Ignition	Yes
-------------------	-----	--------------------	-----

Electrical Connection

Nominal power (W)	1 W	Frequency (Hz)	50/60 Hz
Voltage (V)	220-240 V	Power supply cable length	120 cm

Gas Connection

Gas Type	G20 Natural gas	Other gas connections provided	Conical
Gas connection	Cilindrical	Gas connection rating (W)	7800 W
Other gas nozzles included	G30 GPL Liquid gas		



Compatible Accessories

6MP700AO

Hob knobs set - Cortina Anthracite/Old brass



6MP700BS

Hob knobs set - Cortina Silver/Silver




6MPF2465X

Hob knobs set - Cucina



C60CEB/1

White cover suitable for 60 cm hobs with frontal controls.



C60CX/1

Glass cover suitable for 60 cm hobs with frontal controls.



GRW

Wok support



6MP700AX

Hob knobs set - Cortina Anthracite/Silver



6MP700PO

Hob knobs set - Cortina Cream/Old brass




BB3679

Cast Iron griddle



C60CNE-2

Black cover suitable for 60 cm hobs with frontal controls.



GGB60

Cast Iron pan stands suitable for 60 cm hobs.



TPK

Stainless steel grill plate to cook Teppanyaki dishes



Symbols glossary



Standard installation: Traditional installation in tabletop, suitable for any kitchen sets



Heavy duty cast iron pan stands: for maximum stability and strength.



CUT_OUT_STANDARD_72dpi



Ultra rapid burners: Powerful ultra rapid burners offer up to 5kw of power.



Knobs control

Benefit

Gas hobs

Consistent heat source control and easy, immediate temperature adjustment

Equipped with a thermocouple, the gas supply is cut off if the flame is extinguished for greater safety.

Enamelled

Long-lasting protection against rust and wear: the enamelled metal top offers strength and durability thanks to the enamel that prevents corrosion, oxidation, and signs of aging.

Cast iron

Solid and sturdy, easy to clean and maintain every day, thanks to the cast-iron pan supports—an emblem of long-lasting efficiency and durability.

Smeg Contemporanea

Optimal cooking with every dish: burners combine high performance, efficiency, and practicality, ensuring precise, even results even with intensive use.

Accurate power adjustment via control knobs, for more precise cooking control

Control knob position frontal

Instant and intuitive control thanks to front controls, easily accessible for practical use.

4 burners for every need: cook with precision and versatility thanks to different power levels, ideal for any pot and for managing multiple dishes simultaneously.

Gas safety valves

Automatic protection against gas leaks: the thermocouple stops gas flow in the absence of flame, ensuring a safe environment even during unexpected shutdowns.