

ST292D



| | |
|-------------------|---------------------------|
| Product Family | Dishwashers |
| Commercial width | 60 cm |
| Commercial height | 82 cm |
| Installation | Fully-integrated built-in |
| Kitchen panel | Not supplied |
| N° baskets | 2 |
| EAN code | 8017709306830 |

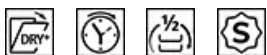


Programs



| | | | |
|---------------------------|-------------------------------|---------------|-----|
| N. of programmes | 10+1 | Mix | Yes |
| Washing temperatures | 38, 45, 50, 55, 65, 70, 75 °C | Quiet (~2 dB) | Yes |
| Soak | Yes | Intense | Yes |
| Express 27' | Yes | Self clean | Yes |
| Crystal | Yes | Hygiene 99,9% | Yes |
| Full express - 60 minutes | Yes | Delicate | Yes |
| ECO | Yes | | |

Options



| | | | |
|--------------------|----------------|---------------------------|-----|
| Dry Assist+ option | Yes | 1/2 load FlexiZone option | Yes |
| Delay timer option | Up to 24 hours | Special programs option | Yes |

Baskets



| | | | |
|--------------------------|--------------------------------------|---------------------------------------|-----------------------|
| Basket colour | Grey | Largest loadable dish in upper basket | 25,0 cm |
| Basket components colour | Grey | Lower Basket | With 2 foldable racks |
| Handle | In plastic on upper and lower basket | Lower basket with anti-drip inserts | Yes |

| | | | |
|---------------------------------------|--------------------------|---------------------------------------|---------|
| Upper Basket | With central fixed racks | Largest loadable dish in lower basket | 30,0 cm |
| Glass holder | Yes | Colour Inner Components | Green |
| Height adjustment of the upper basket | On three levels (5 cm) | Cutlery basket | Yes |

Technical Features



| | | | |
|-------------------------|---|---|---|
| Width (mm) | 598 mm | Water supply | Single; cold/hot water max. 60°C - energysave with hot water up to 35% |
| Depth (mm) | 545 mm | Max water hardness | 100°FH;58°dH |
| Display type | LED display (3 digit) | Drying system | Natural condenser drying, with Dry Assist + automatic door opening system at the end of the cycle |
| Product Height (mm) | 818 mm | Steam protection | In plastic |
| Controls | Electronic | Tub material | Stainless steel |
| Display | Delayed start, Programme time indicator | Filter | Stainless steel |
| Programme graphics | Symbols | Concealed heating element | Yes |
| On/off indicator | Yes | Hinges | Self balancing with fixed hinges |
| Salt light indicator | Light | Min. and max. frontal panel weight | 2 - 9 kg |
| Rinse aid indicator | Light | Min. and max plinth height | 100 - 228 mm |
| End of cycle indicator | Acoustic signal | Adjustable feet | 7cm, from 820 to 890 mm |
| Washing system | Standard | Back cover | Yes |
| Third spray arm | Single | Depth of dishwasher with open door (mm) | 1168 |
| Water softener | With electronic setting | Back feet adjustable from front | Yes |
| Flood protection system | Total Acquastop | Top cover | In plastic |

Performance / Energy Label - Reg. 2019

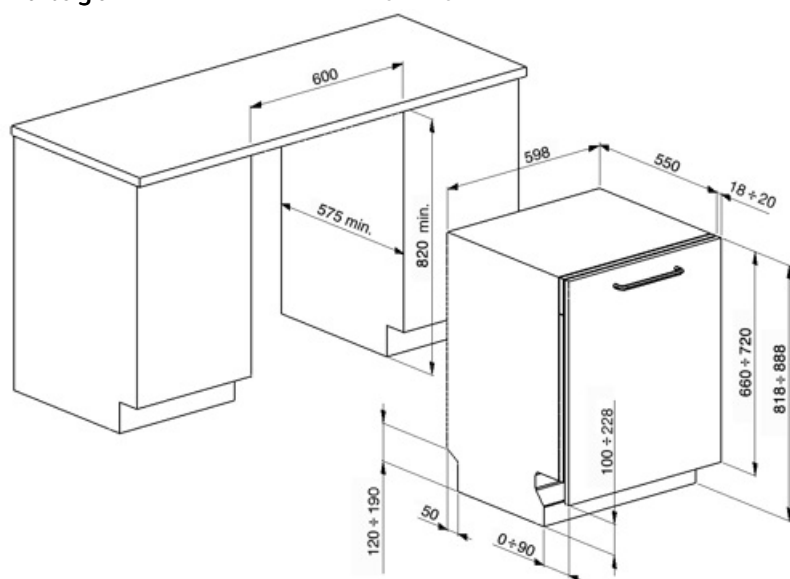


| | | | |
|---|-------------|--|------------------|
| Energy Efficiency Class | D | Programme duration | 4:10 h:min |
| Energy consumption [per 100 cycles, based on the eco programme] | 84 KWh | Airborne acoustical noise emissions | 49 dB(A) re 1 pW |
| Rated capacity (ps) | 13 | Airborne acoustical noise emission class | C |
| Water consumption [per cycle] | 12.0 litres | Energy efficiency Index (EEI) | 49.9 |

Electrical Connection

| | | | |
|------|--------------|----------------|-------|
| Plug | (F;E) Schuko | Frequency (Hz) | 50 Hz |
|------|--------------|----------------|-------|

| | | | |
|-----------------|-----------|---------------------------|--------------|
| Connected power | 1800 W | Type of connection | Single-phase |
| Current | 10 A | Power supply cable length | 140 cm |
| Voltage | 220-240 V | | |



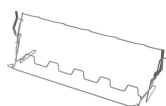
Compatible Accessories



KIT82CN



KIT82CX



KITGH

Kit glass holder. It has to be fitted on the first basket but only if there are foldable racks



KITPL60FABB

Toe kick Kit in White colour with adjustable height. Can be fitted over all the fully integrated and underbench models with Fixed Fulcrum. Can be installed also on the models with variable fulcrum or flexifit hinges.



KITPL60FABN

Toe kick Kit in Black colour with adjustable height. Can be fitted over all the fully integrated and underbench models with Fixed Fulcrum. Can be installed also on the models with variable fulcrum or flexifit hinges.



KITPL60FABX























Toe kick Kit in Stainless Steel with adjustable height. Can be fitted over all the fully integrated and underbench models with Fixed Fulcrum. Can be installed also on the models with variable fulcrum or flexifit hinges.



KITPLV2

Kit extension for dishwasher and washing machine: lenght mt. 2

Symbols glossary

| | | | |
|--|--|---|--|
|  | To improve the drying of dishes without leaving stains. |  | 82 cm high |
|  | Delay Timer: Option to postpone the start of the desired programme by up to 24 hours in order to programme the dishwasher to run at the desired time. |  | FlexiZone: The ½ load flexizone allows you to wash a reduced load saving energy, water and time and there are no restrictions on where the items are placed. |
|  | Noise Level: Excellent insulation and special devices keep noise to a minimum. |  | Crystals: The Crystals programme is dedicated to delicate dishes such as glasses and china. |
|  | Delicate: Delicate washing program is designed for delicate dishes which are not heavily soiled. |  | Eco: Eco, this economic wash programme uses a low amount of water and energy in order to provide the most environmentally friendly cleaning option. |
|  | Mix: The Mix programme is suitable for mixed crockery and everyday pots and pans, without any particular incrustation. |  | Soak programme: The soak programme provides a rinse to prevent dirt from drying. |
|  | Express 27': The Express 27' programme is a quick wash cycle, at low temperatures, for lightly soiled dishes. |  | Ultraclean: The Ultraclean option performs a final rinse at a high temperature of 70°C eliminating virtually all bacteria. |
|  | 13 place settings: Number of place settings. |  | Total Acquastop: In addition to the partial Acquastop protection present in all Smeg dishwashers, some models have an electronic device fitted to the water intake hose, which monitors water levels in the machine, detects leaks in the hose and switches off the water supply immediately when necessary. |
|  | System WaterSave ensures the best washing results with minimal water consumption depending on the model of dishwasher. |  | Quick wash cycle for normally soiled mixed loads such as dishes and pans, even with dried-on residues. Dishes are washed and dried in 60 minutes. |
|  | Dishwasher cleaning cycle. The cycle should be started with the machine empty, without dishes. It is recommended to run the program every 2-3 months, using special dishwasher detergents. |  | SILENT: Wash cycle suitable for normally soiled dishes, even with dried-on residues. Ensures maximum noise reduction and is therefore ideal if you wish to run it during the night. |
|  | Allows you to enable additional programs when selected together with any wash cycle. After having selected the required wash cycle, press the button (|  | The Dry Assist + option, in addition to saving energy, ensures perfect drying of the dishes by opening the door automatically at the end of the washing cycle. |
|  | Energy efficiency class D |  | HYGIENE 99.9% High-temperature washing programme. The 75° rinse guarantees the removal of 99.9% of germs and bacteria. |



The work aimed at continuous improvement has allowed the creation of the second generation of the Inverter motor 2.0, characterised by greater efficiency and durability over time, which allows very high performance and a lower energy consumption and noise level.

Benefit (TT)

DryAssist+

The Dry Assist+ system of automatic door opening at the end of the cycle ensures fast and energy-efficient drying