

# ST4522IN



Product Family	Dishwashers
Commercial width	45 cm
Commercial height	82 cm
Installation	Fully-integrated built-in
Kitchen panel	Not supplied
N° baskets	2
Motor	Inverter
EAN code	8017709302900



## Programs



N. of programmes	6	ECO	Yes
Washing temperatures	50, 60 °C	Self clean	Yes
Soak	Yes	Mix 60°	Yes
Express 50°	Yes	Auto 50°-60°	Yes

## Options



Delay timer option	3 hours	Extreme option	Yes
--------------------	---------	----------------	-----

## Baskets




Basket colour	Grey	Lower Basket	With fixed racks
Basket components colour	Grey	Lower basket with anti-drip inserts	Yes
Handle	In plastic on upper and lower basket	Largest loadable dish in lower basket	31,5 cm
Upper Basket	With central fixed racks	Colour Inner Components	Grey
Height adjustment of the upper basket	On two levels (4 cm)	Cutlery basket	Yes
Largest loadable dish in upper basket	20,0 cm		

## Technical Features



<b>Width (mm)</b>	446 mm	<b>Water supply</b>	Single; cold/hot water max. 60°C - energysave with hot water up to 35%
<b>Depth (mm)</b>	550 mm	<b>Max water hardness</b>	90°FH; 50°dH
<b>Product Height (mm)</b>	818 mm	<b>Drying system</b>	Natural condenser drying, with Dry Assist automatic door opening system at the end of the cycle
<b>Controls</b>	Electronic	<b>Steam protection</b>	In plastic
<b>Display</b>	Delayed start, Programme time indicator, Consumptions	<b>Tube material</b>	Stainless steel
<b>Programme graphics</b>	Symbols	<b>Filter</b>	Stainless steel
<b>On/off indicator</b>	Yes	<b>Concealed heating element</b>	Yes
<b>Salt light indicator</b>	Light	<b>Hinges</b>	Self balancing, Sliding, FLEXIFIT
<b>Rinse aid indicator</b>	Light	<b>Min. and max. frontal panel weight</b>	2 - 7,5 kg
<b>End of cycle indicator</b>	Acoustic signal	<b>Min. and max plinth height</b>	40 - 175 mm
<b>Washing system</b>	Standard	<b>Adjustable feet</b>	6 cm, from 820 to 880 mm
<b>Water softener</b>	With electronic setting	<b>Additional gaskets</b>	Yes
<b>Turbidity sensor</b>	Yes	<b>Depth of dishwasher with open door (mm)</b>	1200
<b>Aquatest</b>		<b>Back feet adjustable from front</b>	Yes
<b>Flood protection system</b>	Total Acquastop		

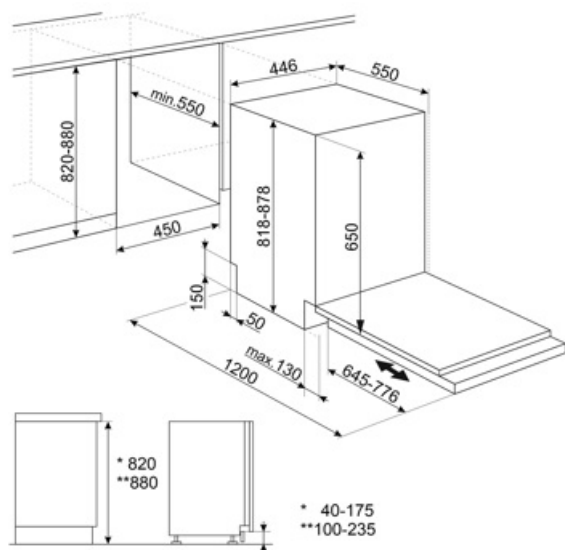
## Performance / Energy Label - Reg. 2019



<b>Energy Efficiency Class</b>	E	<b>Programme duration</b>	4:00 h:min
<b>Energy consumption [per 100 cycles, based on the eco programme]</b>	70 KWh	<b>Airborne acoustical noise emissions</b>	46 dB(A) re 1 pW
<b>Rated capacity (ps)</b>	9	<b>Airborne acoustical noise emission class</b>	C
<b>Water consumption [per cycle]</b>	9,9 litres	<b>Energy efficiency Index (EEI)</b>	55,9

## Electrical Connection

<b>Plug</b>	(F;E) Schuko	<b>Frequency (Hz)</b>	50 Hz
<b>Connected power</b>	1950 W	<b>Type of connection</b>	Single-phase
<b>Current</b>	10 A	<b>Power supply cable length</b>	150 cm
<b>Voltage</b>	220-240 V		



---

## Compatible Accessories







---

### KITPLV2

Kit extension for dishwasher and washing machine: lenght mt. 2



## Symbols glossary

	The Aquatest sensor is an electronic sensor that measures the degree of water transparency at the end of the initial soaking phase. Based on the values measured, the sensor sets the most suitable programme, thus obtaining the best washing results with the minimum amount of water.		To improve the drying of dishes without leaving stains.
	Energy efficiency class E		82 cm high
	Delay Timer: Option to postpone the start of the desired programme by up to 24 hours in order to programme the dishwasher to run at the desired time.		Option which improves the washing results of the selected programme. It increases the wash temperature and duration.
	The FlexiFit hinges allow the kitchen panel to slide over the dishwasher door, allowing a minimum kitchen plinth height of 5 cm.		
	Smeg's evolution towards more intelligent and eco-friendly models has led to the choice of Inverter technology, which significantly reduces consumption.		Noise Level: Excellent insulation and special devices keep noise to a minimum.
	Wash cycle for normally soiled mixed loads such as dishes and pans, even with dried-on residues. When this program is selected, the dishwasher recognises the type of dirt and automatically adjusts the washing parameters as appropriate.		Eco: Eco, this economic wash programme uses a low amount of water and energy in order to provide the most environmentally friendly cleaning option.
	A quick programme suitable for washing a load with fresh and light soil.		Programme suitable for washing and drying normally soiled items.
	Dishwasher cleaning cycle. The cycle should be started with the machine empty, without dishes. It is recommended to run the program every 2-3 months, using special dishwasher detergents.		Soak programme: The soak programme provides a rinse to prevent dirt from drying.
	The symbols show the number of plate settings of the dishwasher.		Total Acquastop: In addition to the partial Acquastop protection present in all Smeg dishwashers, some models have an electronic device fitted to the water intake hose, which monitors water levels in the machine, detects leaks in the hose and switches off the water supply immediately when necessary.
	System WaterSave ensures the best washing results with minimal water consumption depending on the model of dishwasher.		

---

## Benefit (TT)

---

### **Glassy Touch Display**

The easy and intuitive lexan touch display guides the user towards conscious and sustainable choices, reducing waste

The display, featuring indicators for dirt level, water usage, and energy consumption, enables users to optimise efficiency, minimise waste, and address daily needs with an eco-conscious approach. With a range of available options, it allows for customised washing and consumption settings tailored to individual preferences, consistently delivering exceptional results with minimal environmental impact.

### **Flexifit hinge system**

Smooth-running door for optimal integration into the kitchen design

The height of the plinth can vary from 5 cm to 21.5 cm, allowing it to fit perfectly into the cabinet. Thanks to this solution, the dishwasher blends harmoniously into its surroundings, with the door and plinth perfectly aligned with the other kitchen furniture.