

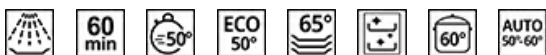
ST4523IN



Product Family	Dishwashers
Width	45 cm
Commercial height	82 cm
Installation	Fully-integrated built-in
Kitchen panel	Not supplied
N° baskets	3, Flexi
Motor	Inverter
EAN code	8017709302917



Programmes



No. of programmes	8	ECO	Yes
Washing temperatures	50, 60 °C	Mix	Yes
Soak	Yes	Self clean	Yes
Full express - 60 minutes	Yes	Intense 60°	Yes
Express 50°	Yes	Auto 50°-60°	Yes

Options



Delay timer option	Up to 24 hours, with automatic soak	Crystal option	Yes
Extreme option	Yes		

Baskets



Basket colour	Grey	Largest loadable dish in upper basket	14,0 cm
Basket components colour	Grey	Lower Basket	With fixed racks
Handle	In plastic on upper and lower basket	Lower basket with anti-drip inserts	Yes
Upper Basket	With central fixed racks	Largest loadable dish in lower basket	31,5 cm
Height adjustment of the upper basket	On two levels (4 cm)		

Colour Inner
Components

Grey

Technical Features



Width (mm)	446 mm
Depth (mm)	550 mm
Display type	3 digit
Product Height (mm)	818 mm
Controls	Electronic
Display	Delayed start, Programme time indicator
Programme graphics	Symbols
On/off indicator	Yes
Salt light indicator	Light
Rinse aid indicator	Light
End of cycle indicator	ActiveLight
Washing system	Standard
Water softener	With electronic setting
Turbidity sensor	Yes
Aquatest	
Flood protection system	Total Acquastop

Water supply	Single; cold/hot water max. 60°C - energysave with hot water up to 35%
Max water hardness	90°FH; 50°dH
Drying system	Natural condenser drying, with Dry Assist automatic door opening system at the end of the cycle
Steam protection	In plastic
Tank material	Stainless steel
Filter	Stainless steel
Concealed heating element	Yes
Hinges	Self balancing, Sliding, FLEXIFIT
Min. and max. frontal panel weight	2 - 7,5 kg
Min. and max plinth height	40 - 175 mm
Adjustable feet	6 cm, from 820 to 880 mm
Additional gaskets	Yes
Depth of dishwasher with open door (mm)	1200
Back feet adjustable from front	Yes

Performance / Energy Label



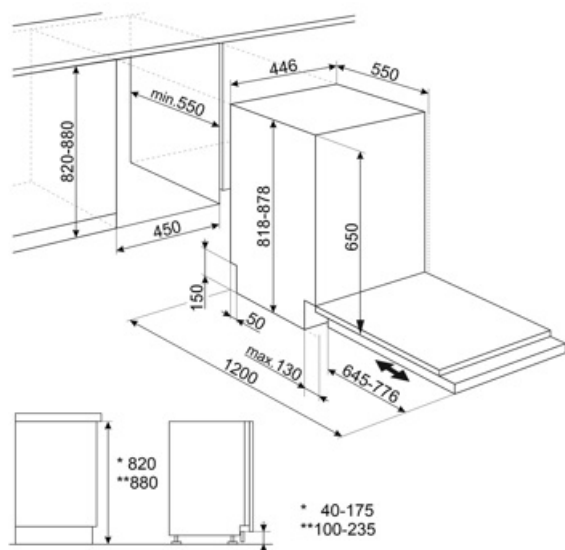
Energy Efficiency Class (Washing cycle)	E
Energy consumption [per 100 cycles, based on the eco programme]	75 KWh
Rated capacity (ps)	10
Water consumption [per cycle]	9.9 litres

Programme duration	4:00 h:min
Airborne acoustical noise emissions (spinning phase)	46 dB(A) re 1 pW
Airborne acoustical noise emission class	C
Energy efficiency Index (EEI) (Washing cycle)	55.9

Electrical Connection

Plug	(F;E) Schuko
Connected power	1950 W
Current	10 A
Voltage	220-240 V

Frequency (Hz)	50 Hz
Type of connection	Single-phase
Power supply cable length	150 cm

























Compatible Accessories

KITPLV2

Kit extension for dishwasher and washing machine: length mt. 2



Symbols glossary

	Activelight is an led light which projects a red spot onto the floor beneath the dishwasher when the appliance is in use.		Aquatest measures the clarity of the water during an auto program, and automatically ensures the minimum consumption of water and energy.
	Anti-drip: Some models of dishwashers are equipped with special polymer nozzles anti-drip, that improve the process of drying.		Energy efficiency class E
	COMM_HEIGHT_82_72dpi		Delay Timer: The delay timer can postpone the start of the program by up to 24 hours.
	Option which improves the washing results of the selected programme. It increases the wash temperature and duration.		Models with new Flexi Fit hinges are able to be installed in kitchens with a plinth of just 5cms. With this new hinge design, the panel has a sliding movement from the bottom to the top, avoiding any possible interference of the panel with the plinth.
			This option provides special care for a delicate load. It prevents rapid changes in the wash temperature of the selected programme and reduces it to 4
	Inverter technology: The evolution of Smeg's driers towards more intelligent and environmentally sustainable models has led to the choice of using Inverter technology with heat pumps, which reduces significantly energy consumption.		Noise Level: Excellent insulation and special devices keep noise to a minimum.
	Eco: Eco, this economic wash programme uses a low amount of water and energy in order to provide the most environmentally friendly cleaning option.		Normal programme: The normal programme is suitable for normal degrees of dirt for everyday use.
	Soak programme: The soak programme provides a rinse to prevent dirt from drying.		The symbols show the number of plate settings of the dishwasher.
	Total Acquastop: In addition to the partial Acquastop protection present in all Smeg dishwashers, some models have an electronic device fitted to the water intake hose, which monitors water levels in the machine, detects leaks in the hose and switches off the water supply immediately when necessary.		...
	...		...
	Wash cycle for normally soiled mixed loads such as dishes and pans, even with dried-on residues. When this program is selected, the dishwasher recognises the type of dirt and automatically adjusts the washing parameters as appropriate.		Programme suitable for washing and drying heavily soiled items with encrusted residues.



System WaterSave ensures the best washing results with minimal water consumption depending on the model of dishwasher.

Benefit

Glassy Touch Display

The easy and intuitive lexan touch display guides the user towards conscious and sustainable choices, reducing waste

The display, featuring indicators for dirt level, water usage, and energy consumption, enables users to optimise efficiency, minimise waste, and address daily needs with an eco-conscious approach. With a range of available options, it allows for customised washing and consumption settings tailored to individual preferences, consistently delivering exceptional results with minimal environmental impact.

Active Light

Maximum control thanks to the light projected on the floor that indicates when the dishwasher is running and when the cycle is complete

Smeg dishwashers equipped with ActiveLight signal the appliance's activity status by projecting a light on the floor while the cycle is running. The light goes out at the end of the cycle, signalling that the dishwasher can be unloaded.

Flexifit hinge system

Smooth-running door for optimal integration into the kitchen design

The height of the plinth can vary from 5 cm to 21.5 cm, allowing it to fit perfectly into the cabinet. Thanks to this solution, the dishwasher blends harmoniously into its surroundings, with the door and plinth perfectly aligned with the other kitchen furniture.