

ST6120C



Product Family	Dishwashers
Commercial width	60 cm
Commercial height	82 cm
Installation	Fully-integrated built-in
Kitchen panel	Not supplied
N° baskets	2
Motor	Single phase
EAN code	8017709297213



Programme / Functions



N. of programmes	5	Mix	Yes
Washing temperatures	50, 65, 70 °C	Intense	Yes
Soak	Yes	1/2 load	Yes
ECO	Yes		

Options



Dry Assist+ option	Yes	Delay timer option	3-6-9 hours
--------------------	-----	--------------------	-------------

Baskets



Basket colour	Grey	Lower Basket	With fixed racks
Basket components colour	Grey	Lower basket with anti-drip inserts	Yes
Handle	In plastic only on upper basket	Largest loadable dish in lower basket	30,0 cm
Upper Basket	With central fixed racks	Colour Inner Components	Green
Height adjustment of the upper basket	On two levels, by extraction	Cutlery basket	13 place settings sliding
Largest loadable dish in upper basket	25,0 cm		

## Technical Features

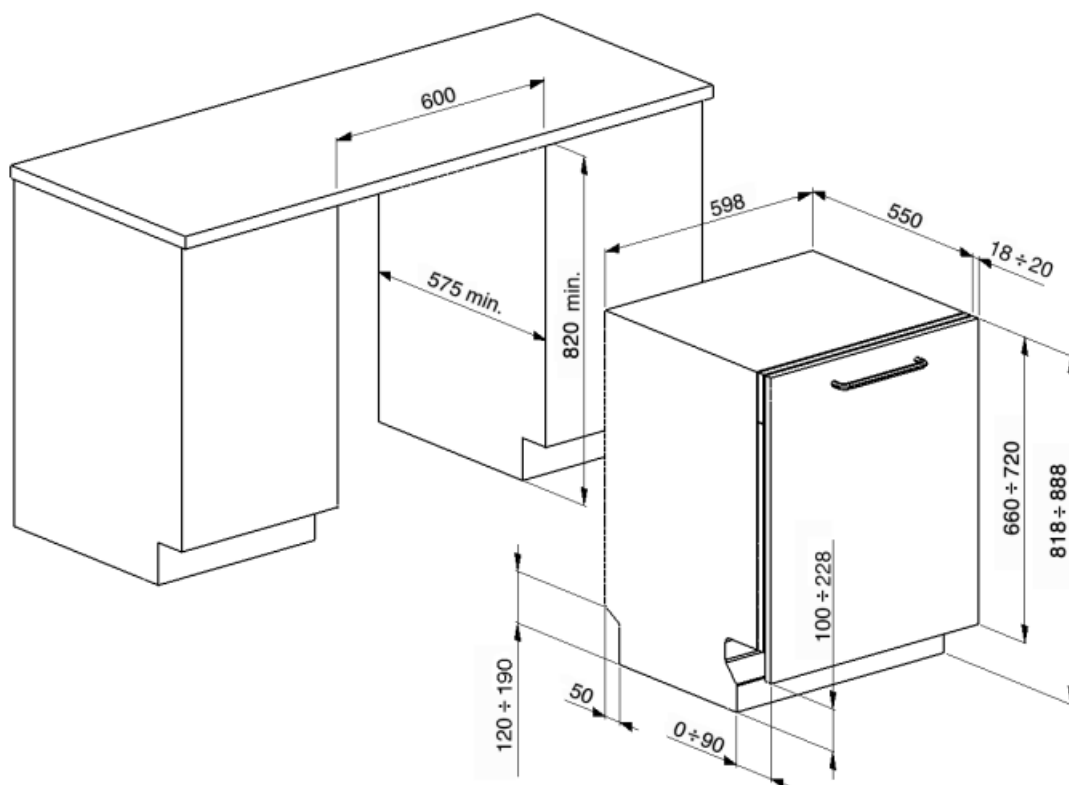


Width (mm)	598 mm
Depth (mm)	545 mm
Product Height (mm)	818 mm
Controls	Electronic
Programme graphics	Symbols
On/off indicator	Yes
Salt light indicator	Light
Rinse aid indicator	Light
End of cycle indicator	Acoustic signal
Washing system	Orbital
Third spray arm	Single
Water softener	With electronic setting
Flood protection system	Single Acquastop
Water supply	Single; cold/hot water max. 60°C - energysave with hot water up to 35%

Max water hardness	100°FH;58°dH
Drying system	Natural condenser drying, with Dry Assist + automatic door opening system at the end of the cycle
Steam protection	In plastic
Tub material	Stainless steel
Filter	Stainless steel
Concealed heating element	Yes
Hinges	Self balancing with fixed hinges
Min. and max. frontal panel weight	2 - 9 kg
Min. and max plinth height	100 - 228 mm
Adjustable feet	7cm, from 820 to 890 mm
Back cover	Yes
Depth of dishwasher with open door (mm)	1168
Top cover	In plastic

## Electrical Connection

Plug	(I) Cina	Frequency (Hz)	50 Hz
Connected power	1900 W	Type of connection	Single-phase
Current	10 A	Power supply cable length	140 cm
Voltage	220-230 V		



---

## Not included accessories

---

### KITPL60FABB



Toekick Kit in White colour with adjustable height. Can be fitted over all the fully integrated and underbench models with Fixed Fulcrum. Can be installed also on the models with variable fulcrum or flexifit hinges.

### KITPL60FABN



Toekick Kit in Black colour with adjustable height. Can be fitted over all the fully integrated and underbench models with Fixed Fulcrum. Can be installed also on the models with variable fulcrum or flexifit hinges.

### KIT6CX



Classic aesthetics stainless steel panel with 14 mm. handle. Can be fitted on the fully integrated dishwashers.

### KITPL60FABX

Toekick Kit in Stainless Steel with adjustable height. Can be fitted over all the fully integrated and underbench models with Fixed Fulcrum. Can be installed also on the models with variable fulcrum or flexifit hinges.



### KIT82CAN














Classic aesthetics anthracite panel with 14 mm. handle. Can be fitted on the fully integrated dishwashers.

### KITPLV2



Kit extension for dishwasher and washing machine: lenght mt. 2

## Symbols glossary (TT)

	Acquastop: Some Smeg dishwashers are equipped with a simple Acquastop: float sensor in the bottom which is necessary to prevent an accidental leakage of water inside the appliance.		To improve the drying of dishes without leaving stains.
	82 cm high		Delay Timer: Option to postpone the start of the desired programme by up to 24 hours in order to programme the dishwasher to run at the desired time.
	Orbital wash system distributes water evenly throughout the 60cm dishwasher cavity, directing water with precision to ensure an excellent wash.		1/2 load: This program is designed for washing dishes not heavily soiled with partial load of the dishwasher.
	Eco: Eco, this economic wash programme uses a low amount of water and energy in order to provide the most environmentally friendly cleaning option.		Mix: The Mix programme is suitable for mixed crockery and everyday pots and pans, without any particular incrustation.
	Soak programme: The soak programme provides a rinse to prevent dirt from drying.		Ultraclean: The Ultraclean option performs a final rinse at a high temperature of 70°C eliminating virtually all bacteria.
	12 place settings: Number of place settings.		System WaterSave ensures the best washing results with minimal water consumption depending on the model of dishwasher.
	The Dry Assist + option, in addition to saving energy, ensures perfect drying of the dishes by opening the door automatically at the end of the washing cycle.		