

# STD413



Product Family	Dishwashers
Width	45 cm
Commercial height	82 cm
Installation	Fully-integrated built-in
Kitchen panel	Not supplied
Motor	Single phase
EAN code	8017709183882



## Programmes



No. of programmes	5	ECO	Yes
Washing temperatures	45, 50, 65, 70 °C	Daily 1/2 load	Yes
Soak	Yes	Mix Express	Yes
Glass	Yes	Super	Yes

## Options



Delay timer option	3-6-9 hours, with automatic soak	Options for tabs FlexiTabs	Yes
--------------------	----------------------------------	----------------------------	-----

## Baskets



Basket colour	Grey	Lower Basket	With fixed racks
Basket components colour	Grey	Lower basket with anti-drip inserts	Yes
Upper Basket	With central fixed racks	Largest loadable dish in lower basket	30,0 cm
Height adjustment of the upper basket	On three levels	Cutlery basket	10 place settings
Largest loadable dish in upper basket	18,5 cm		

## Technical Features

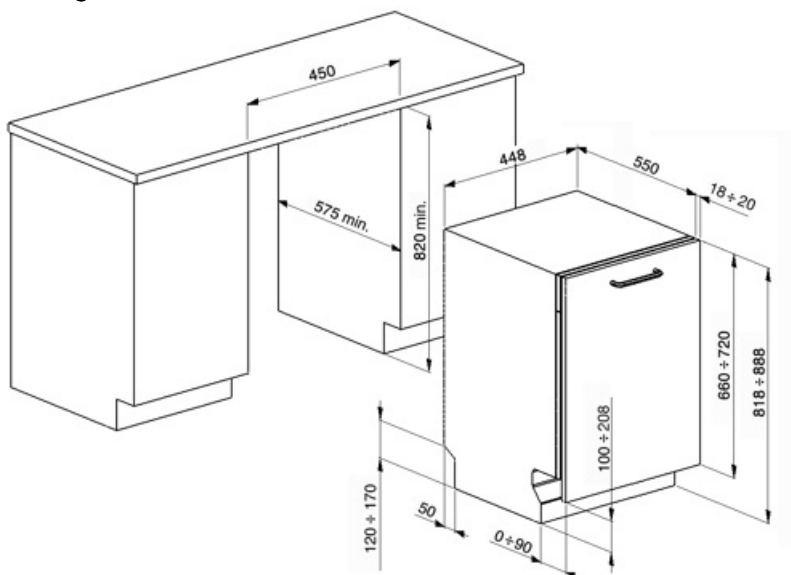


<b>Width (mm)</b>	448 mm
<b>Depth (mm)</b>	545 mm
<b>Product Height (mm)</b>	818 mm
<b>Controls</b>	Electronic
<b>Programme graphics</b>	Symbols
<b>On/off indicator</b>	Yes
<b>Salt light indicator</b>	Light
<b>Rinse aid indicator</b>	Light
<b>End of cycle indicator</b>	Acoustic signal
<b>Washing system</b>	SwingWash
<b>Third spray arm</b>	Single
<b>Water softener</b>	With electronic setting
<b>Flood protection system</b>	Total Acquastop
<b>Water supply</b>	Single; cold/hot water max. 60°C - energysave with hot water up to 35%
<b>Max water hardness</b>	90°fH; 50°dH

<b>Drying system</b>	Natural condenser drying
<b>Steam protection</b>	In plastic
<b>Tank material</b>	Stainless steel
<b>Filter</b>	Stainless steel
<b>Concealed heating element</b>	Yes
<b>Hinges</b>	Self balancing with fixed hinges
<b>Min. and max. frontal panel weight</b>	2 - 9 kg
<b>Min. and max plinth height</b>	100 - 208 mm
<b>Adjustable feet</b>	7cm, from 820 to 890 mm
<b>Insulation level</b>	Hyper
<b>Back cover</b>	Yes
<b>Depth of dishwasher with open door (mm)</b>	1146
<b>Back feet adjustable from front</b>	Yes
<b>Top cover</b>	In plastic

## Electrical Connection

<b>Plug</b>	(F;E) Schuko	<b>Frequency (Hz)</b>	50 Hz
<b>Connected power</b>	1300 W	<b>Type of connection</b>	Single-phase
<b>Current</b>	10 A	<b>Power supply cable length</b>	140 cm
<b>Voltage</b>	220-240 V		



---

## Not included accessories















---

### KITPLV2

Kit extension for dishwasher and washing machine: length mt. 2



## Symbols glossary

 <p>A+: Energy efficiency class A+ helps to save up to 10% energy compared to class A. Maximum performance with minimum consumption is guaranteed.</p>	 <p>Anti-drip: Some models of dishwashers are equipped with special polymer nozzles anti-drip, that improve the process of drying.</p>
 <p>COMM_HEIGHT_82_72dpi</p>	 <p>Delay Timer: The delay timer can postpone the start of the program by up to 24 hours.</p>
 <p>Flexitabs: Flexitabs adjusts the wash cycle to give the best possible results regardless of the type of detergent used.</p>	 <p>Noise Level: Excellent insulation and special devices keep noise to a minimum.</p>
 <p>1/2 load: This program is designed for washing dishes not heavily soiled with partial load of the dishwasher.</p>	 <p>Eco: Eco, this economic wash programme uses a low amount of water and energy in order to provide the most environmentally friendly cleaning option.</p>
 <p>Soak programme: The soak programme provides a rinse to prevent dirt from drying.</p>	 <p>PRG_STRONG_72dpi</p>
 <p>The symbols show the number of plate settings of the dishwasher.</p>	 <p>Swing Wash System: The Swing Wash system ensures optimum water distribution throughout 45cm dishwasher tanks to deliver excellent wash results.</p>
 <p>Total Acquastop: In addition to the partial Acquastop protection present in all Smeg dishwashers, some models have an electronic device fitted to the water intake hose, which monitors water levels in the machine, detects leaks in the hose and switches off the water supply immediately when necessary.</p>	 <p>System WaterSave ensures the best washing results with minimal water consumption depending on the model of dishwasher.</p>