

# STL251C



|                   |                           |
|-------------------|---------------------------|
| Product Family    | Dishwashers               |
| Commercial width  | 60 cm                     |
| Commercial height | 82 cm                     |
| Installation      | Fully-integrated built-in |
| Kitchen panel     | Not supplied              |
| N° baskets        | 2                         |
| EAN code          | 8017709306922             |



## Programs



|                           |                   |               |     |
|---------------------------|-------------------|---------------|-----|
| N. of programmes          | 5                 | ECO           | Yes |
| Washing temperatures      | 45, 50, 65, 75 °C | Mix           | Yes |
| Crystal                   | Yes               | Hygiene 99,9% | Yes |
| Full express - 60 minutes | Yes               |               |     |

## Options



|                    |             |                  |     |
|--------------------|-------------|------------------|-----|
| Delay timer option | 3-6-9 hours | Extra dry option | Yes |
|--------------------|-------------|------------------|-----|

## Baskets



|                                       |                                      |                                       |                       |
|---------------------------------------|--------------------------------------|---------------------------------------|-----------------------|
| Basket colour                         | Grey                                 | Largest loadable dish in upper basket | 25,0 cm               |
| Basket components colour              | Grey                                 | Lower Basket                          | With 2 foldable racks |
| Handle                                | In plastic on upper and lower basket | Lower basket with anti-drip inserts   | Yes                   |
| Upper Basket                          | With central fixed racks             | Largest loadable dish in lower basket | 30,0 cm               |
| Glass holder                          | Yes                                  | Colour Inner Components               | Blue                  |
| Height adjustment of the upper basket | On three levels (5 cm)               | Cutlery basket                        | Yes                   |

## Technical Features



|                                |  |  |   |
|--------------------------------|--|--|---|
| <b>Width (mm)</b>              | 598 mm   | <b>Max water hardness</b>                      | 100°fH;58°dH  |
| <b>Depth (mm)</b>              | 545 mm   | <b>Drying system</b>                           | Natural condenser drying, with Dry Assist + automatic door opening system at the end of the cycle |
| <b>Product Height (mm)</b>     | 818 mm   | <b>Steam protection</b>                        | In plastic  |
| <b>Controls</b>                | Electronic   | <b>Tube material</b>                           | Stainless steel   |
| <b>Programme graphics</b>      | Symbols  | <b>Filter</b>                                  | Stainless steel   |
| <b>On/off indicator</b>        | Yes  | <b>Concealed heating element</b>               | Yes   |
| <b>Salt light indicator</b>    | Light  | <b>Hinges</b>                                  | Self balancing, Sliding, FLEXIFIT   |
| <b>Rinse aid indicator</b>     | Light  | <b>Min. and max. frontal panel weight</b>      | 2,5 - 11 kg   |
| <b>End of cycle indicator</b>  | Acoustic signal  | <b>Min. and max plinth height</b>              | 50 - 215 mm   |
| <b>Washing system</b>          | Orbital  | <b>Adjustable feet</b>                         | 7cm, from 820 to 890 mm   |
| <b>Third spray arm</b>         | Single   | <b>Back cover</b>                              | Yes   |
| <b>Water softener</b>          | With electronic setting  | <b>Depth of dishwasher with open door (mm)</b> | 1168  |
| <b>Flood protection system</b> | Total Acquastop  | <b>Back feet adjustable from front</b>         | Yes   |
| <b>Water supply</b>            | Single; cold/hot water max. 60°C - energysave with hot water up to 35% | <b>Top cover</b>                               | In plastic  |

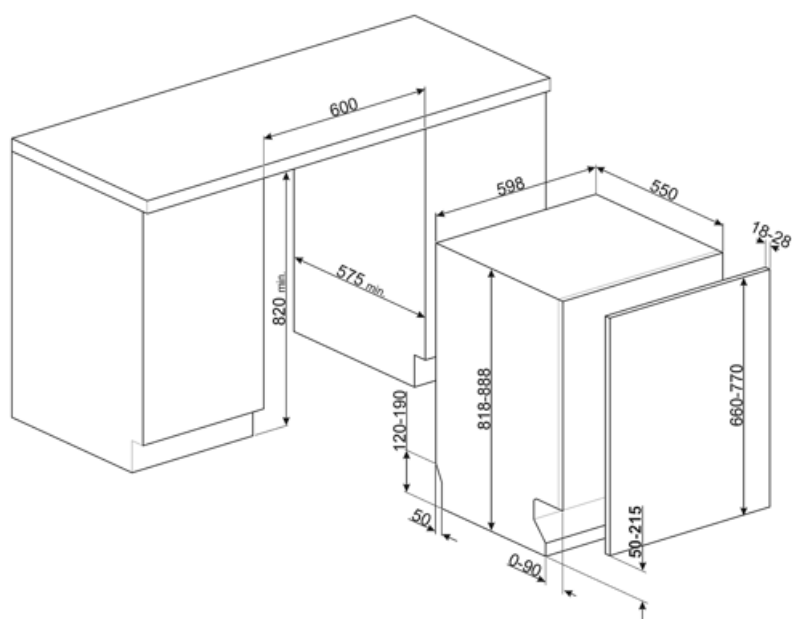
## Performance / Energy Label - Reg. 2019



|  |            |   |                  |
|--|------------|---|------------------|
| <b>Energy Efficiency Class</b>   | C          | <b>Programme duration</b>                       | 4:40 h:min       |
| <b>Energy consumption [per 100 cycles, based on the eco programme]</b> | 73 kWh     | <b>Airborne acoustical noise emissions</b>      | 45 dB(A) re 1 pW |
| <b>Rated capacity (ps)</b>   | 13         | <b>Airborne acoustical noise emission class</b> | C                |
| <b>Water consumption [per cycle]</b>                                   | 8.5 litres | <b>Energy efficiency Index (EEI)</b>            | 43.8             |

## Electrical Connection

|                        |              |                                  |              |
|------------------------|--------------|----------------------------------|--------------|
| <b>Plug</b>            | (F;E) Schuko | <b>Frequency (Hz)</b>            | 50 Hz        |
| <b>Connected power</b> | 1800 W       | <b>Type of connection</b>        | Single-phase |
| <b>Current</b>         | 10 A         | <b>Power supply cable length</b> | 140 cm       |
| <b>Voltage</b>         | 220-240 V    |                                  |              |



## Compatible Accessories



**KIT82CN**

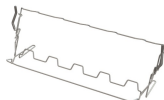


**KIT82CX**




**KITFLEXI**

Kit for 60cm dishwashers with FlexiFit hinges for door panel weight >11 kg (max 15 kg 82 cm and 13,5 kg 86 cm)



**KITGH**

Kit glass holder. It has to be fitted on the first basket but only if there are foldable racks



**KITPL60B**

Toekick Kit in White colour with adjustable height and deepness. Can be installed over all the fully integrated and underbench models with variable fulcrum or flexifit hinges.



**KITPL60N**

Toekick Kit in Black colour with adjustable height and deepness. Can be installed over all the fully integrated and underbench models with variable fulcrum or flexifit hinges.



**KITPL60X**



















Toekick Kit in Stainless Steel with adjustable height and deepness. Can be fitted over all the fully integrated and underbench models with variable fulcrum or flexifit hinges.



**KITPLV2**

Kit extension for dishwasher and washing machine: lenght mt. 2

## Symbols glossary

|  |  |   |   |
|--|--|---|---|
|    | To improve the drying of dishes without leaving stains.  |    | Energy efficiency class C   |
|    | 82 cm high   |    | Delay Timer: Option to postpone the start of the desired programme by up to 24 hours in order to programme the dishwasher to run at the desired time. |
|    | The FlexiFit hinges allow the kitchen panel to slide over the dishwasher door, allowing a minimum kitchen plinth height of 5 cm.   |    | Noise Level: Excellent insulation and special devices keep noise to a minimum.  |
|    | Orbital wash system distributes water evenly throughout the 60cm dishwasher cavity, directing water with precision to ensure an excellent wash.  |    | Crystals: The Crystals programme is dedicated to delicate dishes such as glasses and china.   |
|    | Eco: Eco, this economic wash programme uses a low amount of water and energy in order to provide the most environmentally friendly cleaning option.  |    | Mix: The Mix programme is suitable for mixed crockery and everyday pots and pans, without any particular incrustation.                                |
|   | EXTRA DRY This option adds a hot rinse cycle that ensures improved drying.   |   | 13 place settings: Number of place settings.  |
|  | Total Acquastop: In addition to the partial Acquastop protection present in all Smeg dishwashers, some models have an electronic device fitted to the water intake hose, which monitors water levels in the machine, detects leaks in the hose and switches off the water supply immediately when necessary. |  | System WaterSave ensures the best washing results with minimal water consumption depending on the model of dishwasher.                                |
|  | Quick wash cycle for normally soiled mixed loads such as dishes and pans, even with dried-on residues. Dishes are washed and dried in 60 minutes.  |  | HYGIENE 99.9% High-temperature washing programme. The 75° rinse guarantees the removal of 99.9% of germs and bacteria.                                |
|  | The work aimed at continuous improvement has allowed the creation of the second generation of the Inverter motor 2.0, characterised by greater efficiency and durability over time, which allows very high performance and a lower energy consumption and noise level.                                       |  |   |

---

## Benefit (TT)

---

### Orbital Wash System

Even water distribution, deep cleaning and low noise thanks to the dual rotating spray arms

Orbital washing system, which, thanks to its double arm, its 7 water exit points and thanks to overlapping and simultaneous rotations and 40 rotations per minute, allows ample coverage of the tank area, thus guaranteeing optimal results in any basket-loading configuration.

### Flexifit hinge system

Smooth-running door for optimal integration into the kitchen design

The height of the plinth can vary from 5 cm to 21.5 cm, allowing it to fit perfectly into the cabinet. Thanks to this solution, the dishwasher blends harmoniously into its surroundings, with the door and plinth perfectly aligned with the other kitchen furniture.