


STL252CH



Familie	Vaatwasser
Commerciële breedte	60 cm
Nishoogte	Maxi, 86 cm
Installatie	Volledig geïntegreerd
Deur paneel	Niet meegeleverd
Aantal korven	2
Motor	Inverter 2.0
EAN-code	8017709307417



Programs




Aantal programma's	10+1	Mix	Ja
Wastemperatuur	38, 45, 50, 55, 65, 70, 75 °C	Stil (-2dB)	Ja
Weken	Ja	Intensief	Ja
Snel 27'	Ja	Zelf reinigen	Ja
Krystal	Ja	Hygiëne 99,9%	Ja
Snel - Volledig 60'	Ja	Delicate vaat	Ja
Eco	Ja		

Opties



Dry Assist + opties	Ja	FlexiZone ½ (halve beladingsmogelijkheid)	Ja
Delay timer optie	Tot 24 uur, i.c.m. automatisch spoelen	Optie speciale programma's	Ja

Korven

			
Kleur korven	Grijs	Maximum afmetingen bord dat in bovenste korf kan worden geladen	25,0 cm
Kleur korfcomponenten	Grijs	Onderkorf	2 inklapbare rekken
Handgreep	Op onder- en bovenkorf		
Bovenkorf	Met vaste rekken		
Glazen houder	Ja		

In hoogte verstelbare bovenkorf 3 niveaus

Onderkorf met anti-drup inserts Ja

Maximum afmetingen bord dat in onderste korf kan worden geladen 35,0 cm

Kleur binnenonderdelen Blauw

Bestekmandje Ja

Technische specificaties



Breedte product 598 mm
Diepte product 550 mm
Type display 3 cijfers
Hoogte product 858 mm
Bediening Elektronisch
Display Instelling Delay timer, Programma duur indicator
Grafische weergave programma's Symbolen
Zout indicator Indicator (lampje)
Glansspoelmiddel indicator Indicator (lampje)
Indicator einde cyclus Akoestisch signaal
Auto switch-off Yes
Wassysteem Orbital
Derde sproeiarm Enkel
Waterontkalker Elektronisch instelbaar
Overstroombeveiliging Total Acquastop
Watertoevoer Enkel; koud en warm water tot 60°C - energiebesparing tot 35%

Maximale waterhardheid 100°fH;58°dH
Droogstelsysteem Natuurlijk condensor drogen met Dry Assist + automatische deuropeningssysteem aan het einde van de cyclus

Stoombeveiliging Van kunststof
Materiaal kuip Roestvrij staal
Filter Roestvrij staal
Verborgen verwarmingselement Ja
Scharnieren Self balancing, Sliding, FLEXIFIT
Min. en max. frontaal paneelgewicht 2,5 - 10 kg
Min. en max. plinthoogte 50 - 215 mm
Verstelbare voetjes 7 cm, van 860 tot 930 mm
Extra pakkingen Ja, met roestvrijstalen plaat
Back cover Ja
Diepte vaatwasser met open deur (mm) 1186 mm
Voetjes achterzijde vanaf de voorkant regelbaar Ja
Bovenbedekking Van kunststof

Performance / Energy Label - Reg. 2019



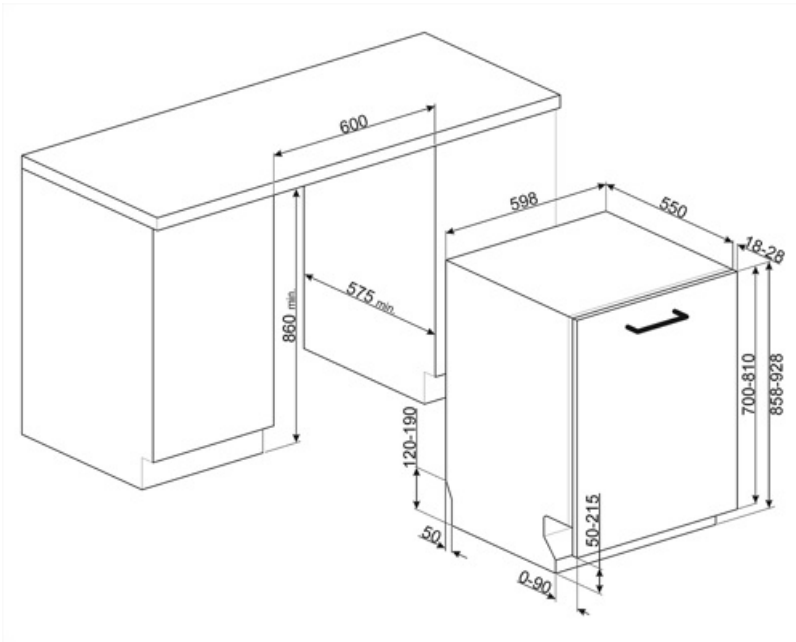
Energie-efficiëntieklasse C (wascyclus)
Energy consumption [per 100 cycles, based on the eco programme] 73 kWh
Nominale capaciteit (ps) 13
Water verbruik (per cyclus) 8.5 litres

Programmaduur 4:40 h:min
Geluidsniveau 45 dB(A) re 1 pW
Akoestisch geluidsemissieklasse C
Energy efficiency Index (EEI) 43.8

Elektrische aansluiting

Aansluitwaarde	1800 W
Stroom	10 A
Spanning	220-240 V
Frequentie	50 Hz

Type aansluiting	Single-phase
Lengte voedingskabel	140 cm
Stekker	(F;E) Schuko



Compatibele Accessoires



KIT86CX-1

Door kit, stainless steel, Canali handle, fully integrated dishwasher h.86 cm
Compatible with models with Flexifit and fixed fulcrum hinges.



KIT86PORTRD



KIT86PORTX-1



KIT86SPRMW



KIT86PORTAN-1



KIT86PORTWH-1



KIT86SPRAN

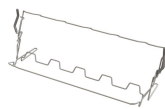


KIT86SPRX



KITFLEXI

Kit for 60cm dishwashers with FlexiFit hinges for door panel weight >11 kg (max 15 kg 82 cm and 13,5 kg 86 cm)



KITGH

Kit glazen houder. Deze moet op de eerste mand worden gemonteerd, maar alleen als er inklapbare rekken zijn




KITPL60B

Toekick Kit in witte kleur met verstelbare hoogte en diepte. Kan worden geïnstalleerd over alle volledig geïntegreerde modellen en modellen onderbouw met variabel draipunt of flexifit-scharnieren.



KITPL60N

Toekick Kit in zwarte kleur met verstelbare hoogte en diepte. Kan worden geïnstalleerd over alle volledig geïntegreerde modellen en modellen onderbouw met variabel draipunt of flexifit-scharnieren.



KITPL60X

























Toekick Kit in roestvrij staal met verstelbare hoogte en diepte. Kan worden gemonteerd over alle volledig geïntegreerde modellen en onderbouw modellen met variabel draipunt of flexifit-scharnieren.



KITPLV2

Kit verlengstuk voor vaatwasser en wasmachine: lengte 2 mtr.

Symbols glossary

 To improve the drying of dishes without leaving stains.	 Energy efficiency class C
 86 cm high	 Vertragingstimer: De uitgestelde timer kan de start van het programma tot 24 uur uitstellen.
 The FlexiFit hinges allow the kitchen panel to slide over the dishwasher door, allowing a minimum kitchen plinth height of 5 cm.	 FlexiZone: The ½ load flexizone allows you to wash a reduced load saving energy, water and time and there are no restrictions on where the items are placed.
 Noise Level: Excellent insulation and special devices keep noise to a minimum.	 Orbital wash system distributes water evenly throughout the 60cm dishwasher cavity, directing water with precision to ensure an excellent wash.
 Crystals: The Crystals programme is dedicated to delicate dishes such as glasses and china.	 Delicate: Delicate washing program is designed for delicate dishes which are not heavily soiled.
 Eco: Eco, this economic wash programme uses a low amount of water and energy in order to provide the most environmentally friendly cleaning option.	 Mix: The Mix programme is suitable for mixed crockery and everyday pots and pans, without any particular incrustation.
 Soak programme: The soak programme provides a rinse to prevent dirt from drying.	 Express 27': The Express 27' programme is a quick wash cycle, at low temperatures, for lightly soiled dishes.
 Ultraclean: The Ultraclean option performs a final rinse at a high temperature of 70°C eliminating virtually all bacteria.	 13 place settings: Number of place settings.
 Total Acquastop: In addition to the partial Acquastop protection present in all Smeg dishwashers, some models have an electronic device fitted to the water intake hose, which monitors water levels in the machine, detects leaks in the hose and switches off the water supply immediately when necessary.	 System WaterSave ensures the best washing results with minimal water consumption depending on the model of dishwasher.
 Quick wash cycle for normally soiled mixed loads such as dishes and pans, even with dried-on residues. Dishes are washed and dried in 60 minutes.	 Dishwasher cleaning cycle. The cycle should be started with the machine empty, without dishes. It is recommended to run the program every 2-3 months, using special dishwasher detergents.
 SILENT: Wash cycle suitable for normally soiled dishes, even with dried-on residues. Ensures maximum noise reduction and is therefore ideal if you wish to run it during the night.	 Allows you to enable additional programs when selected together with any wash cycle.
 The Dry Assist + option, in addition to saving energy, ensures perfect drying of the dishes by opening the door automatically at the end of the washing cycle.	 HYGIENE 99.9% High-temperature washing programme. The 75° rinse guarantees the removal of 99.9% of germs and bacteria.



The work aimed at continuous improvement has allowed the creation of the second generation of the Inverter motor 2.0, characterised by greater efficiency and durability over time, which allows very high performance and a lower energy consumption and noise level.

