

STL262D



Familie	Vaatwasser
Commerciële breedte	60 cm
Nishoogte	82 cm
Installatie	Volledig geïntegreerd
Deur paneel	Niet meegeleverd
Aantal korven	2
Motor	Inverter 2.0
Type	
EAN-code	8017709337346



Programs



Aantal programma's	7+1	Mix	
Wastemperatuur	50, 60 °C	Zelf reinigen	Ja
Weken	Ja	Intensief 60°	Ja
Snel - Volledig 60'	Ja	Mix 60°	Ja
Snel 50°	Ja	Auto 50°-60°	Ja
Eco	Ja		

Opties



Delay timer optie	Tot 24 uur, i.c.m. automatisch spoelen	Crystal option	Ja
Extreme option	Ja		

Korven

Kleur korven	Grijs	Maximum afmetingen bord dat in bovenste korf kan worden geladen	20,0 cm
Kleur korfcomponenten	Grijs	Onderkorf	2 inklapbare rekken
Handgreep	Op onder- en bovenkorf	Maximum afmetingen bord dat in onderste korf kan worden geladen	31.0 cm
Bovenkorf	Met 1 opvouwbaar rek		
In hoogte verstelbare bovenkorf	On two levels (4 cm)		


Kleur binnenonderdelen	Grijs
Bestekmandje	Ja

Technische specificaties



Breedte product	596 mm	Watertoevoer	Enkel; koud en warm water tot 60°C - energiebesparing tot 35%
Diepte product	550 mm	Maximale waterhardheid	90°fH; 50°dH
Type display	3 cijfers	Droogstelsysteem	Natural condenser drying, with Dry Assist automatic door opening system at the end of the cycle
Hoogte product	818 mm	Stoombeveiliging	Van kunststof
Bediening	Elektronisch	Materiaal kuip	Roestvrij staal
Display	Instelling Delay timer, Programma duur indicator	Filter	Roestvrij staal
Grafische weergave programma's	Symbolen	Verborgene verwarmingselement	Ja
Aan/uit indicator	Ja	Scharnieren	Self balancing, Sliding, FLEXIFIT
Zout indicator	Indicator (lampje)	Min. en max. frontaal paneelgewicht	2,5 - 10 kg
Glansspoelmiddel indicator	Indicator (lampje)	Min. en max. plintheogte	40 - 175 mm
Indicator einde cyclus	Op display, met akoestisch signaal	Verstelbare voetjes	8 cm, from 820 to 900 mm
Wassysteem	Standaard	Extra pakkingen	Ja
Waterontkalker	Elektronisch instelbaar	Diepte vaatwasser met open deur (mm)	1200 mm
Aquatest sensor	Ja	Voetjes achterzijde vanaf de voorkant regelbaar	Ja
Overstroombeveiliging	Total Acquastop		

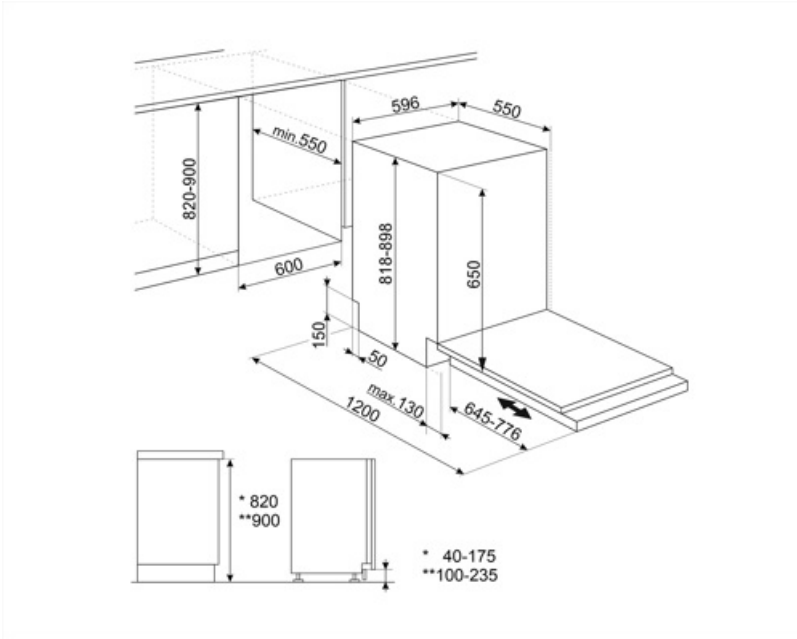
Performance / Energy Label - Reg. 2019























Energie-efficiëntieklasse (wascyclus)	D	Programmaduur	4:00 h:min
Energy consumption [per 100 cycles, based on the eco programme]	84 kWh	Geluidsniveau	46 dB(A) re 1 pW
Nominale capaciteit (ps)	13	Akoestisch geluidsemisatieklasse	C
Water verbruik (per cyclus)	9,9 litres	Energy efficiency Index (EEI)	49,9

Elektrische aansluiting

Aansluitwaarde	1800 W	Type aansluiting	Single-phase
Stroom	10 A	Lengte voedingskabel	140 cm
Spanning	220-240 V	Stekker	(F;E) Schuko
Frequentie	50 Hz		



Symbols glossary

 <p>Aquatest meet de helderheid van het water tijdens een automatisch programma en zorgt automatisch voor een minimaal verbruik van water en energie</p>	 <p>82 cm high</p>
 <p>Vertragingstimer: De uitgestelde timer kan de start van het programma tot 24 uur uitstellen.</p>	 <p>The FlexiFit hinges allow the kitchen panel to slide over the dishwasher door, allowing a minimum kitchen plinth height of 5 cm.</p>
 <p>Noise Level: Excellent insulation and special devices keep noise to a minimum.</p>	 <p>Eco: Eco, this economic wash programme uses a low amount of water and energy in order to provide the most environmentally friendly cleaning option.</p>
 <p>Soak programme: The soak programme provides a rinse to prevent dirt from drying.</p>	 <p>13 place settings: Number of place settings.</p>
 <p>Total Acquastop: In addition to the partial Acquastop protection present in all Smeg dishwashers, some models have an electronic device fitted to the water intake hose, which monitors water levels in the machine, detects leaks in the hose and switches off the water supply immediately when necessary.</p>	 <p>A quick programme suitable for washing a load with fresh and light soil.</p>
 <p>Quick wash cycle for normally soiled mixed loads such as dishes and pans, even with dried-on residues. Dishes are washed and dried in 60 minutes.</p>	 <p>Dishwasher cleaning cycle. The cycle should be started with the machine empty, without dishes. It is recommended to run the program every 2-3 months, using special dishwasher detergents.</p>
 <p>Wash cycle for normally soiled mixed loads such as dishes and pans, even with dried-on residues. When this program is selected, the dishwasher recognises the type of dirt and automatically adjusts the washing parameters as appropriate.</p>	 <p>This option provides special care for a delicate load. It prevents rapid changes in the wash temperature of the selected programme and reduces it to 4</p>
 <p>Programme suitable for washing and drying heavily soiled items with encrusted residues.</p>	 <p>Programme suitable for washing and drying normally soiled items.</p>
 <p>Option which improves the washing results of the selected programme. It increases the wash temperature and duration.</p>	 <p>Energy efficiency class D</p>
 <p>System WaterSave ensures the best washing results with minimal water consumption depending on the model of dishwasher.</p>	 <p>The work aimed at continuous improvement has allowed the creation of the second generation of the Inverter motor 2.0, characterised by greater efficiency and durability over time, which allows very high performance and a lower energy consumption and noise level.</p>