

# STL271DSH



Product Family	Dishwashers
Commercial width	60 cm
Commercial height	86 cm
Installation	Fully-integrated built-in
Kitchen panel	Not supplied
N° baskets	2
Motor	Single phase
EAN code	8017709307400



## Programs



N. of programmes	5	ECO	Yes
Washing temperatures	45, 50, 65, 75 °C	Mix	Yes
Crystal	Yes	Hygiene 99,9%	Yes
Full express - 60 minutes	Yes		

## Options





Delay timer option	3-6-9 hours	Extra dry option	Yes
--------------------	-------------	------------------	-----

## Baskets







Basket colour	Grey	Lower Basket	With fixed racks
Basket components colour	Grey	Lower basket with anti-drip inserts	Yes
Upper Basket	With central fixed racks	Largest loadable dish in lower basket	35,0 cm
Glass holder	Yes	Colour Inner Components	Blue
Height adjustment of the upper basket	On three levels (5 cm)	Cutlery basket	Yes
Largest loadable dish in upper basket	25,0 cm		

## Technical Features

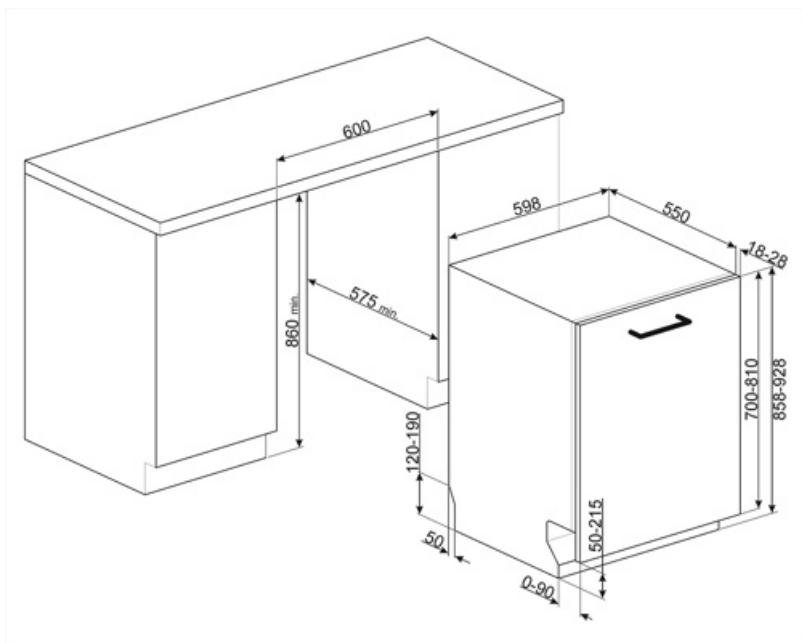
			
<b>Width (mm)</b>	598 mm	<b>Drying system</b>	Natural condenser drying, with Dry Assist + automatic door opening system at the end of the cycle
<b>Depth (mm)</b>	550 mm	<b>Steam protection</b>	In plastic
<b>Product Height (mm)</b>	858 mm	<b>Tube material</b>	Stainless steel
<b>Controls</b>	Electronic	<b>Filter</b>	Stainless steel
<b>Programme graphics</b>	Symbols	<b>Concealed heating element</b>	Yes
<b>Salt light indicator</b>	Light	<b>Hinges</b>	Self balancing, Sliding, FLEXIFIT
<b>Rinse aid indicator</b>	Light	<b>Min. and max. frontal panel weight</b>	2,5 - 10 kg
<b>End of cycle indicator</b>	Acoustic signal	<b>Min. and max plinth height</b>	50 - 215 mm
<b>Washing system</b>	Standard	<b>Adjustable feet</b>	7cm, from 860 to 930 mm
<b>Third spray arm</b>	Single	<b>Back cover</b>	Yes
<b>Water softener</b>	With electronic setting	<b>Depth of dishwasher with open door (mm)</b>	1186
<b>Flood protection system</b>	Single Acquastop	<b>Back feet adjustable from front</b>	Yes
<b>Water supply</b>	Single; cold/hot water max. 60°C - energysave with hot water up to 35%	<b>Top cover</b>	In plastic
<b>Max water hardness</b>	100°FH;58°dH		

## Performance / Energy Label - Reg. 2019

					
<b>Energy Efficiency Class</b>	D	<b>Programme duration</b>	3:35 h:min		
<b>Energy consumption [per 100 cycles, based on the eco programme]</b>	84 KWh	<b>Airborne acoustical noise emissions</b>	47 dB(A) re 1 pW		
<b>Rated capacity (ps)</b>	13	<b>Airborne acoustical noise emission class</b>	C		
<b>Water consumption [per cycle]</b>	12,0 litres	<b>Energy efficiency Index (EEI)</b>	49,9		

## Electrical Connection

<b>Plug</b>	(F;E) Schuko	<b>Frequency (Hz)</b>	50 Hz
<b>Connected power</b>	1800 W	<b>Type of connection</b>	Single-phase
<b>Current</b>	10 A	<b>Power supply cable length</b>	140 cm
<b>Voltage</b>	220-240 V		



---

## Not included accessories

---



### KITPL60N

Toekick Kit in Black colour with adjustable height and deepness. Can be installed over all the fully integrated and underbench models with variable fulcrum or flexifit hinges.



### KITPL60X

Toekick Kit in Stainless Steel with adjustable height and deepness. Can be fitted over all the fully integrated and underbench models with variable fulcrum or flexifit hinges.



### KITPL60B

Toekick Kit in White colour with adjustable height and deepness. Can be installed over all the fully integrated and underbench models with variable fulcrum or flexifit hinges.



### KITPLV2

Kit extension for dishwasher and washing machine: lenght mt. 2



### KIT86PORTX-1



### KIT86PORTAN-1


















### KITFLEXI

Kit for 60cm dishwashers with FlexiFit hinges for door panel weight >11 kg (max 15 kg 82 cm and 13,5 kg 86 cm)



### KIT86PORTWH-1

## Symbols glossary (TT)

	Acquastop: Some Smeg dishwashers are equipped with a simple Acquastop: float sensor in the bottom which is necessary to prevent an accidental leakage of water inside the appliance.		To improve the drying of dishes without leaving stains.
	86 cm high		Delay Timer: Option to postpone the start of the desired programme by up to 24 hours in order to programme the dishwasher to run at the desired time.
	The FlexiFit hinges allow the kitchen panel to slide over the dishwasher door, allowing a minimum kitchen plinth height of 5 cm.		Noise Level: Excellent insulation and special devices keep noise to a minimum.
	Crystals: The Crystals programme is dedicated to delicate dishes such as glasses and china.		Eco: Eco, this economic wash programme uses a low amount of water and energy in order to provide the most environmentally friendly cleaning option.
	Mix: The Mix programme is suitable for mixed crockery and everyday pots and pans, without any particular incrustation.		13 place settings: Number of place settings.
	EXTRA DRY This option adds a hot rinse cycle that ensures improved drying.		System WaterSave ensures the best washing results with minimal water consumption depending on the model of dishwasher.
	Quick wash cycle for normally soiled mixed loads such as dishes and pans, even with dried-on residues. Dishes are washed and dried in 60 minutes.		Energy efficiency class D
	HYGIENE 99.9% High-temperature washing programme. The 75° rinse guarantees the removal of 99.9% of germs and bacteria.		