

STL62124FR



Product Family	Dishwashers
Width	60 cm
Commercial height	82 cm
Installation	Fully-integrated built-in
N° baskets	2
EAN code	8017709244156



Programmes



No. of programmes	5+5 quick programmes	Normal	Yes
Washing temperatures	38, 45, 50, 55, 65, 70 °C	ECO Quick	Yes
Soak	Yes	Delicate and Quick	Yes
Rapid 27'	Yes	Normal Quick	Yes
Glass	Yes	Strong and fast	Yes
ECO	Yes	Super	Yes

Options



Delay timer option	Up to 24 hours, with automatic soak	Quick Time option	Yes
1/2 load FlexiZone option (varied distribution)	Yes	Sanitizing option	Yes
Options for tabs FlexiTabs	Yes	Hyclean	

Baskets



Basket colour	Grey	Lower Basket	With 2 foldable racks
Basket components colour	Grey	Lower basket with anti-drip inserts	Yes

Handle	In plastic on upper and lower basket	Largest loadable dish in lower basket	30,0 cm
Upper Basket	With central fixed racks	Colour Inner Components	Grey anti drop inserts, Grey handles, Grey pastic plate for regulation second basket on three levels, Green Orbital
Height adjustment of the upper basket	On three levels		
Largest loadable dish in upper basket	23,5 cm	Cutlery basket	13 place settings sliding

Technical Features



Width (mm)	598 mm	Flood protection system	Single Acquastop
Depth (mm)	545 mm	Water supply	Single; cold/hot water max. 60°C - energysave with hot water up to 35%
Display type	3 digit	Max water hardness	100°FH;58°dH
Product Height (mm)	818 mm	Drying system	Natural condenser drying
Controls	Electronic	Steam protection	In plastic
Display	Delayed start, Programme time indicator, Time to end indication	Tank material	Stainless steel
Programme graphics	Symbols	Filter	Stainless steel
On/off indicator	Yes	Concealed heating element	Yes
Salt light indicator	Light	Hinges	Self balancing, Sliding, FLEXIFIT
Rinse aid indicator	Light	Min. and max. frontal panel weight	2 - 11 kg
End of cycle indicator	Acoustic signal	Adjustable feet	7cm, from 820 to 890 mm
Washing system	Orbital	Depth of dishwasher with open door (mm)	1146
Third spray arm	Single	Back feet adjustable from front	Yes
Water softener	With electronic setting	Top cover	In plastic

Electrical Connection


Plug	(F;E) Schuko	Frequency (Hz)	50 Hz
Connected power	1800 W	Type of connection	Single-phase
Current	10 A	Power supply cable length	140 cm
Voltage	220-240 V		

Compatible Accessories



KITFLEXI

Kit for 60cm dishwashers with FlexiFit hinges for door panel weight >11 kg (max 15 kg 82 cm and 13,5 kg 86 cm)



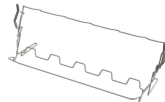
KITPL60B

Toekick Kit in White colour with adjustable height and deepness. Can be installed over all the fully integrated and underbench models with variable fulcrum or flexifit hinges.



KITPL60X

Toekick Kit in Stainless Steel with adjustable height and deepness. Can be fitted over all the fully integrated and underbench models with variable fulcrum or flexifit hinges.



KITGH

Kit glass holder. It has to be fitted on the first basket but only if there are foldable racks



KITPL60N





















Toekick Kit in Black colour with adjustable height and deepness. Can be installed over all the fully integrated and underbench models with variable fulcrum or flexifit hinges.



KITPLV2

Kit extension for dishwasher and washing machine: length mt. 2

Symbols glossary

	A+: Energy efficiency class A+ helps to save up to 10% energy compared to class A. Maximum performance with minimum consumption is guaranteed.		Acquastop: Some Smeg dishwashers are equipped with a simple Acquastop: float sensor in the bottom which is necessary to prevent an accidental leakage of water inside the appliance.
	Anti-drip: Some models of dishwashers are equipped with special polymer nozzles anti-drip, that improve the process of drying.		COMM_HEIGHT_82_72dpi
	Delay Timer: The delay timer can postpone the start of the program by up to 24 hours.		Models with new Flexi Fit hinges are able to be installed in kitchens with a plinth of just 5cms. With this new hinge design, the panel has a sliding movement from the bottom to the top, avoiding any possible interference of the panel with the plinth.
	Flexitabs: Flexitabs adjusts the wash cycle to give the best possible results regardless of the type of detergent used.		FlexiZone: The ½ load flexizone allows you to wash a reduced load saving energy, water and time and there are no restrictions on where the items are placed.
	Hyclean: When the HYCLEAN option is selected, the dishwasher performs a final 10 minute rinse at a high temperature of 70°C, eliminating virtually all bacteria to achieve the highest possible standards of cleanliness. The Hyclean option can be selected with almost all cycles at temperatures above 50°C.		Noise Level: Excellent insulation and special devices keep noise to a minimum.
	Orbital wash system distributes water evenly throughout the 60cm dishwasher cavity, directing water with precision to ensure an excellent wash.		Delicate Quick: Program Delicate Quick is suitable for quick washing of delicate dishes.
	Eco: Eco, this economic wash programme uses a low amount of water and energy in order to provide the most environmentally friendly cleaning option.		Eco: Eco, this economic wash programme uses a low amount of water and energy in order to provide the most environmentally friendly cleaning option.
	Normal Quick: Program Normal Quick is suitable for quick washing of mixed dishes, for everyday use.		Soak programme: The soak programme provides a rinse to prevent dirt from drying.
	PRG_STRONG_72dpi		Strong&Fast: This special programme takes less than 1 hour to eliminate the most stubborn dirt and dried on residues.
	The symbols show the number of plate settings of the dishwasher.		System WaterSave ensures the best washing results with minimal water consumption depending on the model of dishwasher.

Benefit

Orbital Wash System

The Orbital Wash System ensures even water distribution, delivering deep cleaning while keeping noise levels low, thanks to its dual rotating spray arms

Orbital washing system, which, thanks to its double arm, its 7 water exit points and thanks to overlapping and simultaneous rotations and 40 rotations per minute, allows ample coverage of the tank area, thus guaranteeing optimal results in any basket-loading configuration.

Flexifit hinge system

The Flexifit hinge system ensures smooth door movement, allowing for seamless integration into your kitchen design

The height of the plinth can vary from 5 cm to 21.5 cm, allowing it to fit perfectly into the cabinet. Thanks to this solution, the dishwasher blends harmoniously into its surroundings, with the door and plinth perfectly aligned with the other kitchen furniture.